









2023 IWWF World Open,
Under 23 & Junior
Barefoot Waterski Championships
15/02/2023 - 19/02/2023
Max Kirwan Lakes Mulwala


























Junior Girls Slalom Results

Homologation: Record capability

	Name	Country	Categ.	Round 1	Semi Finals	Finals	Overall
1	Peebles Macy	AUS 	Jun F		9.60	9.00	1000.00
2	Bruns Amara	USA 	Jun F		8.60	8.60	895.83
3	Jack Lindsie	AUS 	Jun F		6.50	7.60	791.67
4	Keen Elle	*AUS 	Jun F		7.30	7.30	760.42
5	Duncan Zohie	*AUS 	Jun F		5.35	4.70	557.29
6	Mcguire Charlotte	NZL 	Jun F		4.50		468.75
7	Mckenzie Emma	NZL 	Jun F		4.30		447.92
8	Dix Alexis	*USA 	Jun F		2.35		244.79

Junior Boys Slalom Results











Homologation: Record capability

	Name	Country	Categ.	Round 1	Semi Finals	Finals	Overall
1	Ball Fletcher	AUS 	Jun M	17.90	19.20	18.70	1000.00
2	Swanbom Brett	USA 	Jun M	14.10	17.90	16.80	932.29
3	Boerman Carter	USA 	Jun M	14.60	15.40	15.20	802.08
4	Kinnaman Noah	USA 	Jun M	13.80	16.00	14.90	833.33
5	Cyr Orval	*USA 	Jun M	13.20	14.20	13.60	739.58
6	Roberts Thomas	AUS 	Jun M	13.40	13.40		697.92
7	Duncan Toby	*AUS 	Jun M	12.70	12.80		666.67
8	Mcguire James	NZL 	Jun M	10.10	10.10		526.04
9	Mathis Jack	NZL 	Jun M	10.20	9.60		531.25
10	Shearer Lachlan	*AUS 	Jun M	8.40	8.40		437.50
11	Peebles Ayden	*AUS 	Jun M	8.33	8.13		433.85
12	Bruns James	*USA 	Jun M	8.30	5.50		432.29
13	Hanckel Gerry	*AUS 	Jun M	8.10			421.88
14	Peebles Zeke	*AUS 	Jun M	7.40			385.42
15	Hanckel Archie	*AUS 	Jun M	7.08			368.75
16	Cyr Martin	*USA 	Jun M	7.00			364.58
16	Driscoll Rhys	*AUS 	Jun M	7.00			364.58
18	Wilschut Kai	*AUS 	Jun M	6.78			353.12
19	Sickinger Simon	CAN 	Jun M	6.50			338.54
20	Molford Justin	*AUS 	Jun M	6.20			322.92
21	Van Den Heuvel Jackson	*AUS 	Jun M	5.88			306.25
22	Wright Jarvis	*AUS 	Jun M	5.68			295.83
23	Rush Mitchell	*NZL 	Jun M	5.50			286.46
24	Sickinger Alex	CAN 	Jun M	4.13			215.10
25	Midena Alexander	CAN 	Jun M	2.00			104.17

2023 IWWF World Open,
Under 23 & Junior
Barefoot Waterski Championships
15/02/2023 - 19/02/2023
Max Kirwan Lakes Mulwala













Under 23 Women Slalom Results

Homologation: Record capability

	Name	Country	Categ.	Round 1	Semi Finals	Finals	Overall
1	Dix Faith	*USA 	U23 F	13.70	14.20	13.80	1000.00
2	Hicks Macey	*AUS 	U23 F	10.70	10.20	10.80	760.56
3	Mcclung Elaina	*AUS 	U23 F	12.30	11.70	10.20	866.20
4	Peebles Zali	*AUS 	U23 F	9.40	8.80	9.20	661.97
5	Hicks Abbey	*AUS 	U23 F	7.80	8.30	7.50	584.51
6	Kelly Meg	*NZL 	U23 F	7.10	7.60		535.21
7	Vrancx Celine	*BEL 	U23 F	7.30	6.60		514.08
8	Smit Kimberly	*NED 	U23 F	6.40	5.40		450.70
9	Stephenson Rica	*AUS 	U23 F	3.73			262.68
10	Armour Hannah	*AUS 	U23 F	0.80			56.34















Under 23 Men Slalom Results

Homologation: Record capability

	Name	Country	Categ.	Round 1	Semi Finals	Finals	Overall
1	Storman Brice	*USA 	U23 M	17.50	18.00	18.40	1000.00
2	Rogers Connor	*AUS 	U23 M	17.60	17.30	17.80	967.39
3	Meskers Broderick	*USA 	U23 M	17.20	16.70	17.40	945.65
4	Russo Tee-Jay	*AUS 	U23 M	15.90	16.40	16.40	891.30
5	Bryce Cody	*AUS 	U23 M	15.10	14.80	16.00	869.57
6	Leigh William	*NZL 	U23 M	15.00	14.10		815.22
7	Tresidder Lachlan	*AUS 	U23 M	12.50	12.20		679.35
8	Kelly Toby	*NZL 	U23 M	12.30	12.20		668.48
9	Yoder Michael	*USA 	U23 M	10.60			576.09
10	Sorraghan Ben	*AUS 	U23 M	10.10			548.91
11	Armour Jacob	*AUS 	U23 M	6.03			327.72
12	Howie Thomas	*AUS 	U23 M	2.63			142.93

Open Ladies Slalom Results

























Homologation: Record capability

	Name	Country	Categ.	Round 1	Semi Finals	Finals	Overall
1	Stebbeings Ashleigh	AUS 	Ope F	17.40	17.80	17.60	1000.00
2	Mathis Georgia	NZL 	Ope F	16.00	16.00	15.90	898.88
3	Dix Faith	USA 	Ope F	13.80	4.10	12.70	775.28
4	Blank Kelly	*AUS 	Ope F	12.60	11.80	12.40	707.87
5	Gibson Donna	*AUS 	Ope F	12.00	10.20	11.10	674.16
6	Mcclung Elaina	*AUS 	Ope F	11.90	11.80		668.54
7	Linton Sarah	*NZL 	Ope F	10.10	10.10		567.42
8	Bruns Amara	*USA 	Ope F	8.90	8.70		500.00
9	Hempelmann Svenja	GER 	Ope F	11.20	6.30		629.21
10	Davis Katina	*AUS 	Ope F	8.20			460.67
11	Gilman Betsy	*USA 	Ope F	8.10			455.06
12	Vrancx Celine	BEL 	Ope F	6.90			387.64
13	Tresidder Katrina	*AUS 	Ope F	6.25			351.12
14	Smit Kimberly	NED 	Ope F	5.10			286.52

2023 IWWF World Open,
Under 23 & Junior
Barefoot Waterski Championships
15/02/2023 - 19/02/2023
Max Kirwan Lakes Mulwala




Open Men Slalom Results

Homologation: Record capability

	Name	Country	Categ.	Round 1	Semi Finals	Finals	Overall
1	Derry Keenan	AUS 	Ope M	20.00	18.80	20.80	1000.00
2	Derry Ken	*AUS 	Ope M	18.80	18.90	19.60	942.31
3	Sands Brett	AUS 	Ope M	18.80	18.20	18.90	908.65
4	Storman Brice	*USA 	Ope M	18.00	17.70	18.60	894.23
5	Ball Fletcher	*AUS 	Ope M	18.30	17.80	16.90	879.81
6	O'Neill Peter	*AUS 	Ope M	17.20	18.00		865.38
7	Van Den Heuvel Luke	AUS 	Ope M	17.20	17.60		846.15
8	Groen Ben	NZL 	Ope M	17.60	17.50		846.15
9	Meskers Broderick	USA 	Ope M	16.30	17.00		817.31
10	Paige Brendan	AUS 	Ope M	16.40	16.30		788.46
11	Rogers Connor	AUS 	Ope M	17.10	16.20		822.12
12	Swanbom Brett	USA 	Ope M	16.60	15.90		798.08
13	Aartsen Jr. Evert	FIN 	Ope M	16.20			778.85
13	Caruso Mikey	USA 	Ope M	16.20			778.85
15	Kinnaman Noah	USA 	Ope M	16.00			769.23
16	Leigh William	NZL 	Ope M	15.80			759.62
17	Franks Benjamin	*AUS 	Ope M	15.30			735.58
18	Boerman Carter	USA 	Ope M	14.80			711.54
19	Greenwell Benjamin	*AUS 	Ope M	14.50			697.12
19	Groen Ryan	NZL 	Ope M	14.50			697.12
21	Groen Fred	NZL 	Ope M	14.20			682.69
21	Martin Andrew	*USA 	Ope M	14.20			682.69
23	Kanawyer Jerry	*USA 	Ope M	13.50			649.04
24	Croteau Gordie	CAN 	Ope M	12.70			610.58

Junior Girls Tricks Results













Homologation: Record capability

	Name	Country	Categ.	Round 1	Semi Finals	Finals	Overall
1	Bruns Amara	USA 	Jun F		1830	1850	1000.00
2	Peebles Macy	AUS 	Jun F		1430	1440	778.38
3	Keen Elle	*AUS 	Jun F		980	1360	735.14
4	Jack Lindsie	AUS 	Jun F		1340	1140	724.32
5	Mckenzie Emma	NZL 	Jun F		890	900	486.49
6	Duncan Zohie	*AUS 	Jun F		740		400.00
7	Dix Alexis	*USA 	Jun F		690		372.97
8	Mcguire Charlotte	NZL 	Jun F		590		318.92

2023 IWWF World Open,
Under 23 & Junior
Barefoot Waterski Championships
15/02/2023 - 19/02/2023
Max Kirwan Lakes Mulwala











Junior Boys Tricks Results

Homologation: Record capability

	Name	Country	Categ.	Round 1	SemiFinals	Finals	Overall
1	Kinnaman Noah	USA 	Jun M	3550	8100	10850	1000.00
2	Ball Fletcher	AUS 	Jun M	5260	7130	7810	719.82
3	Swanbom Brett	USA 	Jun M	9200	9400	5550	866.36
4	Boerman Carter	USA 	Jun M	3700	4950	4100	456.22
5	Cyr Orval	*USA 	Jun M	4200	7200	3900	663.59
6	Roberts Thomas	AUS 	Jun M	2730	4030		371.43
7	Patton Cameron	*USA 	Jun M	1580	2130		196.31
8	Hanckel Gerry	*AUS 	Jun M	2000	1650		184.33
9	Peebles Zeke	*AUS 	Jun M	1480	1380		136.41
10	Shearer Lachlan	*AUS 	Jun M	1500	1330		138.25
11	Cyr Martin	*USA 	Jun M	1700	500		156.68
12	Molford Justin	*AUS 	Jun M	1380			127.19
13	Driscoll Rhys	*AUS 	Jun M	1340			123.50
14	Bruns James	*USA 	Jun M	1310			120.74
15	Mcguire James	NZL 	Jun M	1230			113.36
16	Rush Mitchell	*NZL 	Jun M	1080			99.54
17	Duncan Toby	*AUS 	Jun M	1000			92.17
18	Sickinger Simon	CAN 	Jun M	900			82.95
19	Sickinger Alex	CAN 	Jun M	660			60.83
20	Midena Alexander	CAN 	Jun M	270			24.88

Under 23 Women Tricks Results












Homologation: Record capability

	Name	Country	Categ.	Round 1	SemiFinals	Finals	Overall
1	Mcclung Elaina	*AUS 	U23 F	2280	2810	2790	1000.00
2	Peebles Zali	*AUS 	U23 F	2260	1800	2160	804.27
3	Dix Faith	*USA 	U23 F	2500	2200	1940	889.68
4	Smit Kimberly	*NED 	U23 F	2050	1600	1880	729.54
5	Vrancx Celine	*BEL 	U23 F	1350	1780	1800	640.57
6	Hicks Macey	*AUS 	U23 F	1500	1700		604.98
7	Hicks Abbey	*AUS 	U23 F	1480	1280		526.69
8	Kelly Meg	*NZL 	U23 F	1140	1030		405.69
9	Stephenson Rica	*AUS 	U23 F	550			195.73
10	Armour Hannah	*AUS 	U23 F	90			32.03

2023 IWWF World Open,
Under 23 & Junior
Barefoot Waterski Championships
15/02/2023 - 19/02/2023
Max Kirwan Lakes Mulwala













Under 23 Men Tricks Results

Homologation: Record capability

	Name	Country	Categ.	Round 1	Semi Finals	Finals	Overall
1	Rogers Connor	*AUS 	U23 M	6610	7000	6300 (Tie break: 8600)	927.15
2	Leigh William	*NZL 	U23 M	7300	7300	6300 (Tie break: 7700)	966.89
3	Meskers Broderick	*USA 	U23 M	7550	6150	5150	1000.00
4	Kelly Toby	*NZL 	U23 M	3160	2830	2830	418.54
5	Bryce Cody	*AUS 	U23 M	5050	3350	2450	668.87
6	Russo Tee-Jay	*AUS 	U23 M	2560	1930		339.07
7	Yoder Michael	*USA 	U23 M	1550	1300		205.30
8	Sorraghan Ben	*AUS 	U23 M	1300	550		172.19
9	Tresidder Lachlan	*AUS 	U23 M	1060			140.40
10	Armour Jacob	*AUS 	U23 M	710			94.04
11	Howie Thomas	*AUS 	U23 M	230			30.46

Open Ladies Tricks Results



















Homologation: Record capability

	Name	Country	Categ.	Round 1	Semi Finals	Finals	Overall
1	Stebbeings Ashleigh	AUS 	Ope F	9120	5100	5100	1000.00
2	Blank Kelly	*AUS 	Ope F	1900	2550	3100	339.91
3	Mcllung Elaina	*AUS 	Ope F	2950	1400	2610	323.46
4	Dix Faith	USA 	Ope F	2500	1750	2600	285.09
5	Mathis Georgia	NZL 	Ope F	7150	7030	1500	783.99
6	Linton Sarah	*NZL 	Ope F	2350	2280		257.68
7	Bruns Amara	*USA 	Ope F	1810	1850		202.85
8	Davis Katina	*AUS 	Ope F	2230	1200		244.52
9	Vrancx Celine	BEL 	Ope F	1700			186.40
10	Smit Kimberly	NED 	Ope F	1620			177.63
11	Gilman Betsy	*USA 	Ope F	1160			127.19
12	Hempelmann Svenja	GER 	Ope F	900			98.68

2023 IWWF World Open,
Under 23 & Junior
Barefoot Waterski Championships
15/02/2023 - 19/02/2023
Max Kirwan Lakes Mulwala





Open Men Tricks Results

Homologation: Record capability

	Name	Country	Categ.	Round 1	Semi Finals	Finals	Overall
1	Groen Ben	NZL 	Ope M	11280	9180	11480	1000.00
2	Paige Brendan	AUS 	Ope M	10810	7860	10910	950.35
3	Derry Keenan	AUS 	Ope M	8930	10830	9830	943.38
4	Swanbom Brett	USA 	Ope M	6950	7450	8450	736.06
5	Kinnaman Noah	USA 	Ope M	8250	7700	600	718.64
6	Meskers Broderick	USA 	Ope M	4950	6450		561.85
7	Leigh William	NZL 	Ope M	6800	5830		592.33
8	Cyr Orval	*USA 	Ope M	7300	5600		635.89
9	Franks Benjamin	*AUS 	Ope M	7230	3560		629.79
10	Boerman Carter	USA 	Ope M	4900	2900		426.83
11	Van Den Heuvel Luke	AUS 	Ope M	7130	2040		621.08
12	Caruso Mikey	USA 	Ope M	4600			400.70
13	Aartsen Jr. Evert	FIN 	Ope M	4500			391.99
14	Groen Ryan	NZL 	Ope M	4060			353.66
15	Rogers Connor	AUS 	Ope M	3950			344.08
16	Kanawyer Jerry	*USA 	Ope M	3450			300.52
17	Croteau Gordie	CAN 	Ope M	1700			148.08
18	Farrell William	*USA 	Ope M	920			80.14















Junior Girls Jump Results

Homologation: Record capability

	Name	Country	Categ.	Round 1	Semi Finals	Finals	Overall
1	Peebles Macy	AUS 	Jun F		8.7m	9.2m	1000.00
2	Bruns Amara	USA 	Jun F		8.9m	9.1m	989.13
3	Mcguire Charlotte	NZL 	Jun F		8.6m	8.0m	934.78
4	Jack Lindsie	AUS 	Jun F		9.1m	6.9m	989.13

Junior Boys Jump Results

Homologation: Record capability








	Name	Country	Categ.	Round 1	Semi Finals	Finals	Overall
1	Swanbom Brett	USA 	Jun M	22.6m	21.4m	21.9m	1000.00
2	Boerman Carter	USA 	Jun M	20.2m	20.2m	21.0m	929.20
3	Cyr Orval	*USA 	Jun M	17.6m	18.9m	19.4m	858.41
4	Ball Fletcher	AUS 	Jun M	18.8m	19.2m	18.6m	849.56
5	Roberts Thomas	AUS 	Jun M	17.7m	18.3m	0.00m	809.73
6	Duncan Toby	*AUS 	Jun M	13.5m	13.1m		597.35
7	Mcguire James	NZL 	Jun M	13.8m	12.6m		610.62
8	Cyr Martin	*USA 	Jun M	10.4m	10.4m		460.18
9	Hanckel Gerry	*AUS 	Jun M	10.4m	10.2m		460.18
10	Rush Mitchell	*NZL 	Jun M	10.0m			442.48
11	Driscoll Rhys	*AUS 	Jun M	7.6m			336.28
12	Kinnaman Noah	USA 	Jun M	0.00m			
12	Mathis Jack	NZL 	Jun M	0.00m			
12	Patton Cameron	*USA 	Jun M	0.00m			

2023 IWWF World Open,
Under 23 & Junior
Barefoot Waterski Championships
15/02/2023 - 19/02/2023
Max Kirwan Lakes Mulwala

Page 7
5/03/2023 - 10:50 AM










Under 23 Women Jump Results

Homologation: Record capability

	Name	Country	Categ.	Round 1	Semi Finals	Finals	Overall
1	Dix Faith	*USA 	U23 F		9.9m	10.8m	1000.00
2	Hicks Macey	*AUS 	U23 F		10.7m	9.7m	990.74
3	Smit Kimberly	*NED 	U23 F		9.0m	9.2m	851.85
4	Hicks Abbey	*AUS 	U23 F		8.1m	8.3m	768.52
5	Peebles Zali	*AUS 	U23 F		7.3m	6.1m	675.93
6	Mcclung Elaina	*AUS 	U23 F		7.2m		666.67
7	Vrancx Celine	*BEL 	U23 F		6.7m		620.37












Under 23 Men Jump Results

Homologation: Record capability

	Name	Country	Categ.	Round 1	Semi Finals	Finals	Overall
1	Rogers Connor	*AUS 	U23 M	23.9m	24.4m	24.4m	972.11
2	Russo Tee-Jay	*AUS 	U23 M	24.1m	25.1m	22.7m	1000.00
3	Meskers Broderick	*USA 	U23 M	22.1m	23.5m	22.2m	936.25
4	Leigh William	*NZL 	U23 M	20.2m	21.9m	20.8m	872.51
5	Tresidder Lachlan	*AUS 	U23 M	21.5m	22.3m	0.00m	888.45
6	Sorraghan Ben	*AUS 	U23 M	21.4m	21.0m		852.59
7	Bryce Cody	*AUS 	U23 M	19.6m	19.9m		792.83
8	Yoder Michael	*USA 	U23 M	10.5m	0.00m		418.33
9	Kelly Toby	*NZL 	U23 M	6.9m			274.90

Open Ladies Jump Results























Homologation: Record capability

	Name	Country	Categ.	Round 1	Semi Finals	Finals	Overall
1	Mathis Georgia	NZL 	Ope F	20.9m	20.9m	20.8m	1000.00
2	Stebbeings Ashleigh	AUS 	Ope F	18.4m	19.1m	18.7m	913.88
3	Smit Kimberly	NED 	Ope F	9.2m	9.9m	10.1m	483.25
4	Blank Kelly	*AUS 	Ope F	11.4m	10.7m	9.7m	545.45
5	Linton Sarah	*NZL 	Ope F	9.0m	9.9m		473.68
6	Bruns Amara	*USA 	Ope F	10.0m	8.2m	0.00m	478.47
7	Mcclung Elaina	*AUS 	Ope F	8.2m	7.7m		392.34
8	Dix Faith	USA 	Ope F	9.7m	0.00m		464.11
9	Hempelmann Svenja	GER 	Ope F	7.5m			358.85
10	Vrancx Celine	BEL 	Ope F	6.7m			320.57
11	Davis Katina	*AUS 	Ope F	6.4m			306.22









2023 IWWF World Open,
Under 23 & Junior
Barefoot Waterski Championships
15/02/2023 - 19/02/2023
Max Kirwan Lakes Mulwala

Open Men Jump Results

Homologation: Record capability



























	Name	Country	Categ.	Round 1	Semi Finals	Finals	Overall
1	Derry Keenan	AUS 	Ope M	22.9m	26.0m	25.6m	984.85
2	Groen Ben	NZL 	Ope M	25.1m	22.2m	24.8m	950.76
3	Van Den Heuvel Luke	AUS 	Ope M	24.6m	24.9m	24.4m	943.18
4	Russo Tee-Jay	*AUS 	Ope M	26.4m	23.1m	24.2m	1000.00
5	Franks Benjamin	*AUS 	Ope M	23.5m	23.2m	23.8m	901.52
6	Rogers Connor	AUS 	Ope M	23.3m	23.0m		882.58
7	Kelly Bevan	NZL 	Ope M	22.2m	22.3m		844.70
8	Paige Brendan	AUS 	Ope M	21.3m	22.0m		833.33
9	Swanbom Brett	USA 	Ope M	22.6m	21.9m		856.06
10	Caruso Mikey	USA 	Ope M	22.2m	21.3m		840.91
11	Tresidder Lachlan	*AUS 	Ope M	20.3m	20.0m		768.94
12	Aartsen Jr. Evert	FIN 	Ope M	22.2m	0.00m		840.91
13	Meskers Broderick	USA 	Ope M	20.2m			765.15
14	Leigh William	NZL 	Ope M	20.1m			761.36
15	Cyr Orval	*USA 	Ope M	19.5m			738.64
16	Groen Fred	NZL 	Ope M	19.1m			723.48
17	Groen Ryan	NZL 	Ope M	18.8m			712.12
18	Boerman Carter	USA 	Ope M	17.9m			678.03
19	Croteau Gordie	CAN 	Ope M	0.00m			
19	Greenwell Benjamin	*AUS 	Ope M	0.00m			
19	Kinnaman Noah	USA 	Ope M	0.00m			
19	Mathis Tom	*NZL 	Ope M	0.00m			

Junior Girls Overall Results











	Name	Country	Categ.	Slalom	Tricks	Jump	Overall
1	Bruns Amara	USA 	Jun F	895.83	1000.00	989.13	2884.96
2	Peebles Macy	AUS 	Jun F	1000.00	778.38	1000.00	2778.38
3	Jack Lindsie	AUS 	Jun F	791.67	724.32	989.13	2505.12
4	Mcguire Charlotte	NZL 	Jun F	468.75	318.92	934.78	1722.45
5	Keen Elle	*AUS 	Jun F	760.42	735.14		1495.56
6	Duncan Zohie	*AUS 	Jun F	557.29	400.00		957.29
7	Mckenzie Emma	NZL 	Jun F	447.92	486.49		934.41
8	Dix Alexis	*USA 	Jun F	244.79	372.97		617.76

2023 IWWF World Open,
Under 23 & Junior
Barefoot Waterski Championships
15/02/2023 - 19/02/2023
Max Kirwan Lakes Mulwala

Junior Boys Overall Results













	Name	Country	Categ.	Slalom	Tricks	Jump	Overall
1	Swanbom Brett	USA 	Jun M	932.29	866.36	1000.00	2798.65
2	Ball Fletcher	AUS 	Jun M	1000.00	719.82	849.56	2569.38
3	Cyr Orval	*USA 	Jun M	739.58	663.59	858.41	2261.58
4	Boerman Carter	USA 	Jun M	802.08	456.22	929.20	2187.50
5	Roberts Thomas	AUS 	Jun M	697.92	371.43	809.73	1879.08
6	Kinnaman Noah	USA 	Jun M	833.33	1000.00		1833.33
7	Duncan Toby	*AUS 	Jun M	666.67	92.17	597.35	1356.19
8	Mcguire James	NZL 	Jun M	526.04	113.36	610.62	1250.02
9	Hanckel Gerry	*AUS 	Jun M	421.88	184.33	460.18	1066.39
10	Cyr Martin	*USA 	Jun M	364.58	156.68	460.18	981.44
11	Rush Mitchell	*NZL 	Jun M	286.46	99.54	442.48	828.48
12	Driscoll Rhys	*AUS 	Jun M	364.58	123.50	336.28	824.36
13	Shearer Lachlan	*AUS 	Jun M	437.50	138.25		575.75
14	Bruns James	*USA 	Jun M	432.29	120.74		553.03
15	Mathis Jack	NZL 	Jun M	531.25			531.25
16	Peebles Zeke	*AUS 	Jun M	385.42	136.41		521.83
17	Molford Justin	*AUS 	Jun M	322.92	127.19		450.11
18	Peebles Ayden	*AUS 	Jun M	433.85			433.85
19	Sickinger Simon	CAN 	Jun M	338.54	82.95		421.49
20	Hanckel Archie	*AUS 	Jun M	368.75			368.75
21	Wilschut Kai	*AUS 	Jun M	353.12			353.12
22	Van Den Heuvel Jackson	*AUS 	Jun M	306.25			306.25
23	Wright Jarvis	*AUS 	Jun M	295.83			295.83
24	Sickinger Alex	CAN 	Jun M	215.10	60.83		275.93
25	Patton Cameron	*USA 	Jun M		196.31		196.31
26	Midena Alexander	CAN 	Jun M	104.17	24.88		129.05

Under 23 Women Overall Results















	Name	Country	Categ.	Slalom	Tricks	Jump	Overall
1	Dix Faith	*USA 	U23 F	1000.00	889.68	1000.00	2889.68
2	Mclung Elaina	*AUS 	U23 F	866.20	1000.00	666.67	2532.87
3	Hicks Macey	*AUS 	U23 F	760.56	604.98	990.74	2356.28
4	Peebles Zali	*AUS 	U23 F	661.97	804.27	675.93	2142.17
5	Smit Kimberly	*NED 	U23 F	450.70	729.54	851.85	2032.09
6	Hicks Abbey	*AUS 	U23 F	584.51	526.69	768.52	1879.72
7	Vrancx Celine	*BEL 	U23 F	514.08	640.57	620.37	1775.02
8	Kelly Meg	*NZL 	U23 F	535.21	405.69		940.90
9	Stephenson Rica	*AUS 	U23 F	262.68	195.73		458.41
10	Armour Hannah	*AUS 	U23 F	56.34	32.03		88.37

2023 IWWF World Open,
Under 23 & Junior
Barefoot Waterski Championships
15/02/2023 - 19/02/2023
Max Kirwan Lakes Mulwala

Under 23 Men Overall Results

	Name	Country	Categ.	Slalom	Tricks	Jump	Overall
1	Meskers Broderick	*USA 	U23 M	945.65	1000.00	936.25	2881.90
2	Rogers Connor	*AUS 	U23 M	967.39	927.15	972.11	2866.65
3	Leigh William	*NZL 	U23 M	815.22	966.89	872.51	2654.62
4	Bryce Cody	*AUS 	U23 M	869.57	668.87	792.83	2331.27
5	Russo Tee-Jay	*AUS 	U23 M	891.30	339.07	1000.00	2230.37
6	Tresidder Lachlan	*AUS 	U23 M	679.35	140.40	888.45	1708.20
7	Sorraghan Ben	*AUS 	U23 M	548.91	172.19	852.59	1573.69
8	Kelly Toby	*NZL 	U23 M	668.48	418.54	274.90	1361.92
9	Yoder Michael	*USA 	U23 M	576.09	205.30	418.33	1199.72
10	Storman Brice	*USA 	U23 M	1000.00			1000.00
11	Armour Jacob	*AUS 	U23 M	327.72	94.04		421.76
12	Howie Thomas	*AUS 	U23 M	142.93	30.46		173.39






























Open Ladies Overall Results

	Name	Country	Categ.	Slalom	Tricks	Jump	Overall
1	Stebbeings Ashleigh	AUS 	Ope F	1000.00	1000.00	913.88	2913.88
2	Mathis Georgia	NZL 	Ope F	898.88	783.99	1000.00	2682.87
3	Blank Kelly	*AUS 	Ope F	707.87	339.91	545.45	1593.23
4	Dix Faith	USA 	Ope F	775.28	285.09	464.11	1524.48
5	Mclung Elaina	*AUS 	Ope F	668.54	323.46	392.34	1384.34
6	Linton Sarah	*NZL 	Ope F	567.42	257.68	473.68	1298.78
7	Bruns Amara	*USA 	Ope F	500.00	202.85	478.47	1181.32
8	Hempelmann Svenja	GER 	Ope F	629.21	98.68	358.85	1086.74
9	Davis Katina	*AUS 	Ope F	460.67	244.52	306.22	1011.41
10	Smit Kimberly	NED 	Ope F	286.52	177.63	483.25	947.40
11	Vrancx Celine	BEL 	Ope F	387.64	186.40	320.57	894.61
12	Gibson Donna	*AUS 	Ope F	674.16			674.16
13	Gilman Betsy	*USA 	Ope F	455.06	127.19		582.25
14	Tresidder Katrina	*AUS 	Ope F	351.12			351.12

2023 IWWF World Open,
Under 23 & Junior
Barefoot Waterski Championships
15/02/2023 - 19/02/2023
Max Kirwan Lakes Mulwala

Page 11
5/03/2023 - 10:50 AM

Open Men Overall Results

	Name	Country	Categ.	Slalom	Tricks	Jump	Overall
1	Derry Keenan	AUS 	Ope M	1000.00	943.38	984.85	2928.23
2	Groen Ben	NZL 	Ope M	846.15	1000.00	950.76	2796.91
3	Paige Brendan	AUS 	Ope M	788.46	950.35	833.33	2572.14
4	Van Den Heuvel Luke	AUS 	Ope M	846.15	621.08	943.18	2410.41
5	Swanbom Brett	USA 	Ope M	798.08	736.06	856.06	2390.20
6	Franks Benjamin	*AUS 	Ope M	735.58	629.79	901.52	2266.89
7	Meskers Broderick	USA 	Ope M	817.31	561.85	765.15	2144.31
8	Leigh William	NZL 	Ope M	759.62	592.33	761.36	2113.31
9	Rogers Connor	AUS 	Ope M	822.12	344.08	882.58	2048.78
10	Caruso Mikey	USA 	Ope M	778.85	400.70	840.91	2020.46
11	Aartsen Jr. Evert	FIN 	Ope M	778.85	391.99	840.91	2011.75
12	Boerman Carter	USA 	Ope M	711.54	426.83	678.03	1816.40
13	Groen Ryan	NZL 	Ope M	697.12	353.66	712.12	1762.90
14	Kinnaman Noah	USA 	Ope M	769.23	718.64		1487.87
15	Groen Fred	NZL 	Ope M	682.69		723.48	1406.17
16	Cyr Orval	*USA 	Ope M		635.89	738.64	1374.53
17	Russo Tee-Jay	*AUS 	Ope M			1000.00	1000.00
18	Kanawyer Jerry	*USA 	Ope M	649.04	300.52		949.56
19	Derry Ken	*AUS 	Ope M	942.31			942.31
20	Sands Brett	AUS 	Ope M	908.65			908.65
21	Storman Brice	*USA 	Ope M	894.23			894.23
22	Ball Fletcher	*AUS 	Ope M	879.81			879.81
23	O'Neill Peter	*AUS 	Ope M	865.38			865.38
24	Kelly Bevan	NZL 	Ope M			844.70	844.70
25	Tresidder Lachlan	*AUS 	Ope M			768.94	768.94
26	Croteau Gordie	CAN 	Ope M	610.58	148.08		758.66
27	Greenwell Benjamin	*AUS 	Ope M	697.12			697.12
28	Martin Andrew	*USA 	Ope M	682.69			682.69
29	Farrell William	*USA 	Ope M		80.14		80.14

Chief Judge
Molepske Michael

Homologator
Mann Oscar

Scorer
Price Brian, Sorraghan Jenni