



**Junior Boys under 15 Slalom Results**

Homologation: Ranking List

Bib	Name	Country	Categ.	Preliminary	Final	Overall
1	(22) Hynek Radovan	SVK	 TJKM	1,50/55/18.25	3,00/58/18.25	975,00
2	(23) Vasko Alexander	SVK	 TJKM	4,00/58/18.25	2,50/58/18.25	1000,00
3	(44) Chrobok Jan	CZE	 SIKSHM	1,50/55/18.25	2,00/55/18.25	800,00
4	(52) Swietek Pawel	POL	 ZESFMR	3,50/49	3,00/46	537,50
5	(50) Kozel Jaroslav	CZE	 SIKSHM	1,00/37	1,00/37	







**Junior Girls under 15 Slalom Results**

Homologation: Ranking List

Bib	Name	Country	Categ.	Preliminary	Final	Overall
1	(24) Matisova Patricia	SVK	 TJKF	3,00/55/16.00	4,50/55/16.00	1000,00
2	(17) Van De Crommert Linda	NED	 ENITC	4,00/37	3,50/52	720,43






**Junior Boys under 19 Slalom Results**

Homologation: Ranking List

Bib	Name	Country	Categ.	Preliminary	Final	Overall
1	(25) Szász Jakub	SVK	 TJKM	3,00/58/16.00	5,00/58/16.00	1000,00
2	(19) Nonn Vladimír	CZE	 EOIM	3,00/58/16.00	4,00/58/18.25	951,22
3	(27) Brezovsky Peter	SVK	 TJKM	5,00/58/18.25	3,00/58/18.25	853,66
4	(18) Peters Mischa	NED	 ENITC	2,50/52	1,50/52	500,00
5	(43) Chladek Lukas	CZE	 SIKSHM	5,50/58/18.25	5,50/49	865,85
6	(32) Vojnic Tomislav	AUT	 WWSVC	5,50/46		134,15












**Junior Girls under 19 Slalom Results**

Homologation: Ranking List

Bib	Name	Country	Categ.	Preliminary	Final	Overall
1	(36) Schall Nadine	AUT	 WWSVC	2,50/55/13.00	5,00/55/14.25	1000,00
2	(59) Mazurkiewicz Justyna	POL	 ZESFTR	5,25/55/18.25	2,50/55/14.25	881,19
3	(15) Lavrijsen Terry	NED	 ENITC	4,00/55/18.25	4,25/55/18.25	678,22
4	(42) Kocurova Petra	CZE	 SIKSHF	3,50/55/18.25	2,50/55/18.25	663,37
5	(14) Lavrijsen Nicky	NED	 ENITC	2,00/43	4,00/52	554,46

**Open Men Slalom Results**

Homologation: Ranking List

Bib	Name	Country	Categ.	Preliminary	Final	Overall
1	(28) Marcincin Richard	SVK	 Dpe M	4,00/58/13.00	1,00/58/12.00	890,91
2	(29) Olsavsky Stefan	SVK	 Dpe M	1,00/58/11.25	1,50/58/14.25	1000,00
3	(12) Miketa Jan	CZE	 SOKIM	3,50/58/16.00	5,50/58/16.00	645,45
4	(30) Hribik Miroslav	SVK	 Dpe M	2,00/58/13.00	6,00/58/18.25	800,00
5	(53) Kazek Dawid	POL	 ZPEIRI	3,00/58/18.25	5,50/58/18.25	536,36
6	(51) Pieczonka Bartosz	POL	 BOPM	5,00/55/18.25	4,00/55/18.25	418,18
7	(10) Necas Jan	CZE	 Dpe M	2,00/55/18.25		363,64
8	(11) Osmancik Leo	CZE	 SOKIM	5,00/49		90,91
8	(38) Sikora Stanislav	CZE	 SOKIM	5,00/49		90,91
10	(35) Pugstaller Robert	AUT	 SOKEM	3,50/49		63,64
11	(40) Pokorny Michal	CZE	 SOKIM	2,50/49		45,45

**Open Ladies Slalom Results**

Homologation: Ranking List

Bib	Name	Country	Categ.	Preliminary	Final	Overall
1	(37) Schall Bianca	AUT	 Open SC	2,00/55/14.25	4,50/55/13.00	1000,00
2	(60) Mos Anna	POL	 Open IR	1,00/55/14.25	4,00/55/14.25	860,22
3	(20) Oravcova Eva	SVK	 Open F	1,50/55/14.25	2,50/55/14.25	827,96
4	(55) Kurczynska Olga	POL	 Open F	2,50/55/18.25	5,00/55/18.25	623,66

### Junior Boys under 15 Tricks Results

Homologation: Ranking List

Bib	Name	Country	Categ.	Preliminary	Final	Overall
1	(23) Vasko Alexander	SVK	 TrKM	6280	7510	1000,00
2	(22) Hynek Radovan	SVK	 TrKM	4200	4200	559,25
3	(52) Swietek Pawel	POL	 ZEFIR	2920	3500	466,05
4	(44) Chrobok Jan	CZE	 SIKHM	2220	2850	379,49
5	(50) Kozel Jaroslav	CZE	 SIKHM	120	120	15,98






### Junior Girls under 15 Tricks Results

Homologation: Ranking List

Bib	Name	Country	Categ.	Preliminary	Final	Overall
1	(24) Matisova Patricia	SVK	 TrKF	2490	2670	1000,00
2	(17) Van De Crommert Linda	NED	 ENTC	1580	2280	853,93
3	(49) Balonova Pavlina	CZE	 SIKHF	40	40	14,98
3	(47) Splichalova Denisa	CZE	 SIKHF	40	40	14,98

### Junior Boys under 19 Tricks Results

Homologation: Ranking List

Bib	Name	Country	Categ.	Preliminary	Final	Overall
1	(19) Nonn Vladimír	CZE	 ECOM	3380	6480	1000,00
2	(43) Chladek Lukas	CZE	 SIKHM	3400	3900	601,85
3	(27) Brezovsky Peter	SVK	 TrKM	2230	3810	587,96
4	(25) Szász Jakub	SVK	 TrKM	2810	3550	547,84
5	(18) Peters Mischa	NED	 ENTC	1310	1040	202,16









### Junior Girls under 19 Tricks Results

Homologation: Ranking List

Bib	Name	Country	Categ.	Preliminary	Final	Overall
1	(59) Mazurkiewicz Justyna	POL	 ZEFIR	8220	8700	1000,00
2	(42) Kocurova Petra	CZE	 SIKHF	7080	5110	813,79
3	(15) Lavrijsen Terry	NED	 ENTC	2830	3050	350,57
4	(36) Schall Nadine	AUT	 Open SC	1550	2120	243,68

### Open Men Tricks Results

Homologation: Ranking List

Bib	Name	Country	Categ.	Preliminary	Final	Overall
1	(30) Hribik Miroslav	SVK	 Open M	8990	9270	1000,00
2	(53) Kazek Dawid	POL	 ZEFIR	5570	8970	967,64
3	(34) Kukharonak Evgenij	BLR	 Open OP	7480	6290	806,90
4	(51) Pieczonka Bartosz	POL	 Open M	4700	5910	637,54
5	(28) Marcincin Richard	SVK	 Open M	4620	4820	519,96
6	(11) Osmancik Leo	CZE	 Open M	2290		247,03
7	(10) Necas Jan	CZE	 Open M	2180		235,17
8	(40) Pokorny Michal	CZE	 Open M	420		45,31

**Open Ladies Tricks Results**

Homologation: Ranking List

Bib	Name	Country	Categ.	Preliminary	Final	Overall
1	(60) Mos Anna	POL	 ZPEIR	8050	7400	1000,00
2	(20) Oravcova Eva	SVK	 DPF	2670	2920	362,73
3	(37) Schall Bianca	AUT	 WVWSC	2750	2650	341,61



**Junior Boys under 15 Jump Results**

Homologation: Ranking List

Bib	Name	Country	Categ.	Preliminary	Final	Overall
1	(23) Vasko Alexander	SVK	 TKM	25,5m	25,5m	992,22
2	(44) Chrobok Jan	CZE	 SHM	25,7m	24,5m	1000,00
3	(52) Swietek Pawel	POL	 ZEFMR	21,9m	21,7m	852,14
4	(22) Hynek Radovan	SVK	 TKM	15,3m	16,1m	626,46


**Junior Girls under 15 Jump Results**

Homologation: Ranking List

Bib	Name	Country	Categ.	Preliminary	Final	Overall
1	(24) Matisova Patricia	SVK	 TKF	22,4m	23,2m	1000,00
2	(17) Van De Crommert Linda	NED	 ENTC	18,2m	16,9m	784,48

**Junior Boys under 19 Jump Results**

Homologation: Ranking List

Bib	Name	Country	Categ.	Preliminary	Final	Overall
1	(19) Nonn Vladimír	CZE	 DQIM	29,1m	32,1m	1000,00
2	(27) Brezovsky Peter	SVK	 TKM	24,9m	27,3m	782,81
3	(43) Chladek Lukas	CZE	 SHM	0,0m		
3	(18) Peters Mischa	NED	 ENTC	0,0m		
3	(25) Szász Jakub	SVK	 TKM	0,0m		








**Junior Girls under 19 Jump Results**

Homologation: Ranking List

Bib	Name	Country	Categ.	Preliminary	Final	Overall
1	(36) Schall Nadine	AUT	 WVWSC	28,5m	29,2m	1000,00
2	(15) Lavrijsen Terry	NED	 ENTC	26,4m	28,5m	971,07
3	(42) Kocurova Petra	CZE	 SHF	27,0m	27,3m	921,49
4	(59) Mazurkiewicz Justyna	POL	 ZEFIR	23,2m	25,1m	830,58



**Open Men Jump Results**

Homologation: Ranking List

Bib	Name	Country	Categ.	Preliminary	Final	Overall
1	(30) Hribik Miroslav	SVK	 DPM	41,3m	50,0m	1000,00
2	(51) Pieczonka Bartosz	POL	 BPRM	38,9m	39,9m	711,43
3	(34) Kukharonak Evgenij	BLR	 DPM	36,9m	38,2m	662,86
4	(11) Osmancik Leo	CZE	 SHM	34,8m	36,9m	625,71
5	(10) Necas Jan	CZE	 DPM	25,3m		294,29
6	(53) Kazek Dawid	POL	 ZPEIRI	24,2m		262,86
7	(39) Gibala Marian	CZE	 SHM	20,1m		145,71

**Open Ladies Jump Results**



Homologation: Ranking List

Bib	Name	Country	Categ.	Preliminary	Final	Overall
1	(37) Schall Bianca	AUT	 <del>OP</del> SC	25,4m	25,1m	1000,00
2	(60) Mos Anna	POL	 <del>OP</del> FIR	20,9m	21,8m	766,23

### Junior Boys under 15 Overall Results

Bib	Name	Country	Categ.	Slalom	Tricks	Jump	Overall
1	(23) Vasko Alexander	SVK	 <del>TK</del> M	1000,00	1000,00	992,22	2992,22
2	(44) Chrobok Jan	CZE	 <del>SK</del> H M	800,00	379,49	1000,00	2179,49
3	(22) Hynek Radovan	SVK	 <del>TK</del> M	975,00	559,25	626,46	2160,71
4	(52) Swietek Pawel	POL	 <del>ZP</del> FIR	537,50	466,05	852,14	1855,69

### Junior Girls under 15 Overall Results

Bib	Name	Country	Categ.	Slalom	Tricks	Jump	Overall
1	(24) Matisova Patricia	SVK	 <del>TK</del> F	1000,00	1000,00	1000,00	3000,00
2	(17) Van De Crommert Linda	NED	 <del>EN</del> TIC	720,43	853,93	784,48	2358,84

### Junior Boys under 19 Overall Results

Bib	Name	Country	Categ.	Slalom	Tricks	Jump	Overall
1	(19) Nonn Vladimír	CZE	 <del>IO</del> M	951,22	1000,00	1000,00	2951,22
2	(27) Brezovsky Peter	SVK	 <del>TK</del> M	853,66	587,96	782,81	2224,43
3	(25) Szász Jakub	SVK	 <del>TK</del> M	1000,00	547,84		1547,84
4	(43) Chladek Lukas	CZE	 <del>SK</del> H M	865,85	601,85		1467,70
5	(18) Peters Mischa	NED	 <del>EN</del> TIC	500,00	202,16		702,16



### Junior Girls under 19 Overall Results

Bib	Name	Country	Categ.	Slalom	Tricks	Jump	Overall
1	(59) Mazurkiewicz Justyna	POL	 <del>ZP</del> FIR	881,19	1000,00	830,58	2711,77
2	(42) Kocurova Petra	CZE	 <del>SK</del> H F	663,37	813,79	921,49	2398,65
3	(36) Schall Nadine	AUT	 <del>OP</del> SC	1000,00	243,68	1000,00	2243,68
4	(15) Lavrijsen Terry	NED	 <del>EN</del> TIC	678,22	350,57	971,07	1999,86

### Open Men Overall Results

Bib	Name	Country	Categ.	Slalom	Tricks	Jump	Overall
1	(30) Hribik Miroslav	SVK	 <del>OP</del> M	800,00	1000,00	1000,00	2800,00
2	(51) Pieczonka Bartosz	POL	 <del>OP</del> M	418,18	637,54	711,43	1767,15
3	(53) Kazek Dawid	POL	 <del>ZP</del> FIR	536,36	967,64	262,86	1766,86
4	(11) Osmancik Leo	CZE	 <del>OP</del> M	90,91	247,03	625,71	963,65
5	(10) Necas Jan	CZE	 <del>OP</del> M	363,64	235,17	294,29	893,10

### Open Ladies Overall Results

Bib	Name	Country	Categ.	Slalom	Tricks	Jump	Overall
1	(60) Mos Anna	POL	 <del>ZP</del> FIR	860,22	1000,00	766,23	2626,45
2	(37) Schall Bianca	AUT	 <del>OP</del> SC	1000,00	341,61	1000,00	2341,61

