
























































Open Ladies Slalom Results

Homologation: World record

Bib	Name	Country	Categ.	Preliminary	Final	Overall
1	(39) Wittenbrock Jana	GER 	Ope F	2.50/55/10.75	2.00/55/10.75	1000.00
2	(62) Schall Bianca	AUT 	Ope F	1.00/55/10.75	1.00/55/10.75	976.00
3	(69) Meier-Gromyko Julia	BLR 	Ope F	1.00/55/11.25	2.00/55/11.25	896.00
4	(63) Rabchun Aliaksandra	*BLR 	Ope F	1.00/55/11.25	1.00/55/11.25	880.00
5	(71) Pavlova Olga	BLR 	Ope F	2.25/55/12.00	1.00/55/11.25	880.00
6	(65) Dymant Iryna	BLR 	Ope F	2.00/55/12.00	1.00/55/11.25	880.00
7	(66) Turets Iryna	BLR 	Ope F	2.00/55/12.00	4.50/55/12.00	840.00
8	(57) Mazurkiewicz Justyna	POL 	Ope F	1.00/55/12.00 <small>(Tiebreak: 6.00/55/13.00)</small>	0.50/55/12.00	784.00
9	(20) Cseploova Veronika	SVK 	Ope F	1.00/55/12.00 <small>(Tiebreak: 5.00/55/13.00)</small>		784.00
10	(7) Schall Nadine	AUT 	Ope F	0.50/55/12.00		776.00
11	(46) Van De Crommert Linda	NED 	Ope F	5.50/55/13.00		760.00
12	(58) Buzina Anna	RUS 	Ope F	5.00/55/13.00		752.00
13	(38) Mallwitz Chantal	GER 	Ope F	3.00/55/13.00		720.00
14	(23) Ativ Aviv	ISR 	Ope F	2.50/55/13.00		712.00
15	(51) Biryukova Maria	RUS 	Ope F	2.50/55/16.00		520.00
16	(27) Povolna Petra	CZE 	Ope F	4.50/55/18.25		456.00
17	(8) Tomanova Katerina	CZE 	Ope F	3.00/55/18.25		432.00
18	(10) Svecova Katerina	CZE 	Ope F	5.50/49		88.00




















Open Men Slalom Results

Homologation: World record

Bib	Name	Country	Categ.	Preliminary	Final	Overall
1	(24) Ativ Nadav	ISR 	Ope M	2.50/58/10.25	2.00/58/9.75	1000.00
2	(37) Herrmann Simon	GER 	Ope M	3.00/58/10.25	3.00/58/10.25	932.43
3	(68) Papakul Nikita	BLR 	Ope M	3.00/58/10.25	2.00/58/10.25	932.43
4	(1) Pugstaller Robert	AUT 	Ope M	3.50/58/10.25	0.50/58/10.25	939.19
5	(72) Fletcher Solomon	GBR 	Ope M	3.00/58/11.25	0.00/58/10.25	891.89
6	(25) Shinuk Or	ISR 	Ope M	4.00/58/10.25	2.00/58/10.75	945.95
7	(19) Marcincin Richard	*SVK 	Ope M	3.00/58/10.75	1.00/58/10.75	851.35
8	(17) Hynek Radovan	SVK 	Ope M	1.00/58/10.75	0.50/58/10.75	824.32
9	(36) Klein Rene	*GER 	Ope M	3.00/58/11.25	3.00/58/11.25	770.27
10	(2) Gerhofer Peter	AUT 	Ope M	3.00/58/11.25	2.00/58/11.25	770.27
11	(4) Vojnic Tomislav-Martin	AUT 	Ope M	6.00/58/11.25	1.00/58/11.25	810.81
12	(45) Schermer Helge	*GER 	Ope M	1.00/58/10.75	2.50/58/12.00	824.32
13	(42) Bushyn Siarhei	BLR 	Ope M	2.50/58/11.25		763.51
14	(52) Borysewicz Kamil	POL 	Ope M	2.00/58/11.25		756.76
15	(33) Pape Andreas	*GER 	Ope M	1.50/58/11.25		750.00
15	(31) Scherer Julian	GER 	Ope M	1.50/58/11.25		750.00
17	(16) Hribik Miroslav	SVK 	Ope M	1.00/58/11.25		743.24
18	(43) Weiland Christian	*GER 	Ope M	0.50/58/11.25		736.49
19	(3) Erlinger Paul	*AUT 	Ope M	4.00/58/12.00		702.70
20	(60) Kazek Dawid	POL 	Ope M	3.00/58/12.00		689.19
21	(50) Morozov Alexey	RUS 	Ope M	2.00/58/12.00		675.68
22	(12) Chladek Lukas	CZE 	Ope M	1.50/58/12.00		668.92
22	(26) Levy Aviv	ISR 	Ope M	1.50/58/12.00		668.92
22	(15) Vasko Alexander	SVK 	Ope M	1.50/58/12.00		668.92
25	(10) Miketa Jan	CZE 	Ope M	0.50/58/12.00		655.41
26	(21) Slimak Nir	ISR 	Ope M	4.50/58/13.00		628.38
27	(59) Galinowski Jan	POL 	Ope M	2.00/58/13.00		594.59
27	(34) Pech Bjoern	GER 	Ope M	2.00/58/13.00		594.59
29	(55) Gruca Marcin	POL 	Ope M	0.00/58/13.00		567.57
30	(18) Szász Jakub	SVK 	Ope M	5.00/58/14.25		554.05
31	(74) Newman James	GBR 	Ope M	5.00/58/16.00		472.97
32	(9) Meisner Viktor	CZE 	Ope M	2.50/58/18.25		358.11
33	(30) Stuart Marston	*GBR 	Ope M	5.00/52		67.57
34	(75) Shuttleworth Adam	GBR 	Ope M	4.50/52		60.81
35	(47) Mukhin Alexey	RUS 	Ope M	4.00/52		54.05
36	(35) Hiebenga Pascal	*GER 	Ope M	2.50/52		33.78
37	(73) Frost John	GBR 	Ope M	0.50/52		6.76

























Open Ladies Tricks Results

Homologation: World record

Bib	Name	Country	Categ.	Preliminary	Final	Overall
1	(48) Churokova Tatiana	RUS 	Ope F	8860	9470	1000.00
2	(71) Pavlova Olga	BLR 	Ope F	8530	8970	947.20
3	(66) Turets Iryna	BLR 	Ope F	8380	8930	942.98
4	(61) Kisialiova Katsiaryna	*BLR 	Ope F	7700	8650	913.41
5	(54) Beliakova Mariya	*BLR 	Ope F	8980	8640	948.26
6	(69) Meier-Gromyko Julia	BLR 	Ope F	8750	8370 <small>Videoreview</small>	923.97
7	(65) Dymant Iryna	BLR 	Ope F	7510	8340	880.68
8	(41) Begun Anna	*BLR 	Ope F	7200	5290	760.30
9	(58) Buzina Anna	RUS 	Ope F	7050		744.46
10	(57) Mazurkiewicz Justyna	POL 	Ope F	6800		718.06
11	(10) Svecova Katerina	CZE 	Ope F	5540		585.01
12	(27) Povolna Petra	CZE 	Ope F	5200		549.10
13	(8) Tomanova Katerina	CZE 	Ope F	4110		434.00
14	(20) Cseploova Veronika	SVK 	Ope F	3820		403.38
15	(46) Van De Crommert Linda	NED 	Ope F	3540		373.81
16	(38) Mallwitz Chantal	GER 	Ope F	2600		274.55
17	(62) Schall Bianca	AUT 	Ope F	2350		248.15
18	(23) Ativ Aviv	ISR 	Ope F	1750		184.79
19	(7) Schall Nadine	AUT 	Ope F	1320		139.39

















Open Men Tricks Results

Homologation: World record

Bib	Name	Country	Categ.	Preliminary	Final	Overall
1	(64) Isayeu Aliaksandr	*BLR 	Ope M	10210	11870	1000.00
2	(70) Labkovich Ilya	*BLR 	Ope M	11490	11420	967.99
3	(68) Papakul Nikita	BLR 	Ope M	6160	10020	844.14
4	(42) Bushyn Siarhei	BLR 	Ope M	9710	8980	818.03
5	(16) Hribik Miroslav	SVK 	Ope M	8150	7810	686.60
6	(34) Pech Bjoern	GER 	Ope M	6790	7790	656.28
7	(47) Mukhin Alexey	RUS 	Ope M	7870	7510	663.02
8	(37) Herrmann Simon	GER 	Ope M	6210	6210	523.17
9	(17) Hynek Radovan	SVK 	Ope M	6480	6090	545.91
10	(60) Kazek Dawid	POL 	Ope M	7790	5860	656.28
11	(55) Gruca Marcin	POL 	Ope M	6150		518.11
12	(18) Szász Jakub	SVK 	Ope M	6100		513.90
13	(21) Slimak Nir	ISR 	Ope M	5750		484.41
14	(9) Meisner Viktor	CZE 	Ope M	5670		477.67
15	(31) Scherer Julian	GER 	Ope M	5590		470.94
16	(26) Levy Aviv	ISR 	Ope M	5300		446.50
17	(15) Vasko Alexander	SVK 	Ope M	5170		435.55
18	(44) Senge Robin	GER 	Ope M	5060		426.28
19	(10) Miketa Jan	CZE 	Ope M	4830		406.91
20	(33) Pape Andreas	*GER 	Ope M	4600		387.53
21	(12) Chladek Lukas	CZE 	Ope M	4350		366.47
22	(52) Borysewicz Kamil	POL 	Ope M	3360		283.07
23	(59) Galinowski Jan	POL 	Ope M	3150		265.37
24	(2) Gerhofer Peter	AUT 	Ope M	1760		148.27
























Open Ladies Jump Results

Homologation: World record













Bib	Name	Country	Categ.	Preliminary	Final	Overall
1	(66) Turets Iryna	BLR 	Ope F	48.3m	48.5m	1000.00
2	(67) Straltsova Hanna	*BLR 	Ope F	43.7m	46.0m	935.06
3	(69) Meier-Gromyko Julia	BLR 	Ope F	46.2m	45.2m	940.26
4	(54) Beliakova Mariya	*BLR 	Ope F	39.6m	40.6m	794.81
5	(27) Povolna Petra	CZE 	Ope F	40.1m	39.7m	781.82
6	(71) Pavlova Olga	BLR 	Ope F	40.2m	39.6m	784.42
7	(7) Schall Nadine	AUT 	Ope F	39.2m	39.1m	758.44
8	(53) Waz Joanna	POL 	Ope F	40.0m	38.6m	779.22
9	(65) Dymant Iryna	BLR 	Ope F	39.1m		755.84
10	(63) Rabchun Aliaksandra	*BLR 	Ope F	38.6m		742.86
11	(8) Tomanova Katerina	CZE 	Ope F	37.8m		722.08
12	(10) Svecova Katerina	CZE 	Ope F	36.0m		675.32
13	(62) Schall Bianca	AUT 	Ope F	35.7m		667.53
14	(20) Cseploova Veronika	SVK 	Ope F	34.2m		628.57
15	(58) Buzina Anna	RUS 	Ope F	32.9m		594.81
16	(46) Van De Crommert Linda	NED 	Ope F	28.3m		475.32

Open Men Jump Results


















Homologation: World record

Bib	Name	Country	Categ.	Preliminary	Final	Overall
1	(68) Papakul Nikita	BLR 	Ope M	57.4m	57.6m	968.18
2	(59) Galinowski Jan	POL 	Ope M	55.3m	57.0m	954.55
3	(42) Bushyn Siarhei	BLR 	Ope M	55.6m	56.9m	952.27
4	(44) Senge Robin	GER 	Ope M	55.3m	55.9m	929.55
5	(49) Ryanzin Vladimir	RUS 	Ope M	59.0m	55.7m	1000.00
6	(32) Zinser Daniel	*GER 	Ope M	55.8m	54.6m	927.27
7	(40) Maltzahn Daniel	*GER 	Ope M	53.9m	54.6m	900.00
8	(15) Vasko Alexander	SVK 	Ope M	53.1m	53.1m	865.91
9	(18) Szász Jakub	SVK 	Ope M	53.2m	51.6m	868.18
10	(52) Borysewicz Kamil	POL 	Ope M	53.0m	51.0m	863.64
11	(16) Hribik Miroslav	SVK 	Ope M	52.9m		861.36
12	(33) Pape Andreas	*GER 	Ope M	52.5m		852.27
13	(31) Scherer Julian	GER 	Ope M	50.6m		809.09
14	(34) Pech Bjoern	GER 	Ope M	49.6m		786.36
15	(60) Kazek Dawid	POL 	Ope M	46.1m		706.82
16	(5) Hintringer Fabian	AUT 	Ope M	45.9m		702.27
17	(12) Chladek Lukas	CZE 	Ope M	43.8m		654.55
18	(50) Morozov Alexey	RUS 	Ope M	43.3m		643.18
19	(47) Mukhin Alexey	RUS 	Ope M	42.4m		622.73
20	(55) Gruca Marcin	POL 	Ope M	41.8m		609.09
21	(17) Hynek Radovan	SVK 	Ope M	32.5m		397.73
22	(2) Gerhofer Peter	AUT 	Ope M	0.0m		
22	(37) Herrmann Simon	GER 	Ope M	0.0m		

Open Ladies Overall Results

Bib	Name	Country	Categ.	Slalom	Tricks	Jump	Overall
1	(66) Turets Iryna	BLR 	Ope F	840.00	942.98	1000.00	2782.98
2	(69) Meier-Gromyko Julia	BLR 	Ope F	896.00	923.97	940.26	2760.23
3	(71) Pavlova Olga	BLR 	Ope F	880.00	947.20	784.42	2611.62
4	(65) Dymant Iryna	BLR 	Ope F	880.00	880.68	755.84	2516.52
5	(58) Buzina Anna	RUS 	Ope F	752.00	744.46	594.81	2091.27
6	(62) Schall Bianca	AUT 	Ope F	976.00	248.15	667.53	1891.68
7	(20) Cseploova Veronika	SVK 	Ope F	784.00	403.38	628.57	1815.95
8	(27) Povolna Petra	CZE 	Ope F	456.00	549.10	781.82	1786.92
9	(7) Schall Nadine	AUT 	Ope F	776.00	139.39	758.44	1673.83
10	(46) Van De Crommert Linda	NED 	Ope F	760.00	373.81	475.32	1609.13
11	(8) Tomanova Katerina	CZE 	Ope F	432.00	434.00	722.08	1588.08
12	(10) Svecova Katerina	CZE 	Ope F	88.00	585.01	675.32	1348.33

Open Men Overall Results

Bib	Name	Country	Categ.	Slalom	Tricks	Jump	Overall
1	(68) Papakul Nikita	BLR 	Ope M	932.43	844.14	968.18	2744.75
2	(42) Bushyn Siarhei	BLR 	Ope M	763.51	818.03	952.27	2533.81
3	(16) Hribik Miroslav	SVK 	Ope M	743.24	686.60	861.36	2291.20
4	(60) Kazek Dawid	POL 	Ope M	689.19	656.28	706.82	2052.29
5	(34) Pech Bjoern	GER 	Ope M	594.59	656.28	786.36	2037.23
6	(31) Scherer Julian	GER 	Ope M	750.00	470.94	809.09	2030.03
7	(33) Pape Andreas	*GER 	Ope M	750.00	387.53	852.27	1989.80
8	(15) Vasko Alexander	SVK 	Ope M	668.92	435.55	865.91	1970.38
9	(18) Szász Jakub	SVK 	Ope M	554.05	513.90	868.18	1936.13
10	(52) Borysewicz Kamil	POL 	Ope M	756.76	283.07	863.64	1903.47
11	(59) Galinowski Jan	POL 	Ope M	594.59	265.37	954.55	1814.51
12	(17) Hynek Radovan	SVK 	Ope M	824.32	545.91	397.73	1767.96
13	(55) Gruca Marcin	POL 	Ope M	567.57	518.11	609.09	1694.77
14	(12) Chladek Lukas	CZE 	Ope M	668.92	366.47	654.55	1689.94
15	(37) Herrmann Simon	GER 	Ope M	932.43	523.17		1455.60
16	(47) Mukhin Alexey	RUS 	Ope M	54.05	663.02	622.73	1339.80
17	(2) Gerhofer Peter	AUT 	Ope M	770.27	148.27		918.54

Chief Judge
Michael Rauchenwald

Homologator
Bernward Stamm

Scorer
Elke Ehlmann