








Overall Seniors 1 Team classification Team results

| Country | Name | Slalom | Tricks | Jump | Overall |
|-----------------------------------------------------------------------------------------------------------------|----------------------|----------------|----------------|----------------|----------------|
| 1  Germany | | 2746,03 | 1249,01 | 1652,28 | 5647,32 |
| | Graw Martin* | *931,22 | *458,50 | *671,46 | |
| | Schiewe Rolf* | *1000,00 | *460,47 | *489,21 | |
| | Jelonnek Thorsten* | *814,81 | *330,04 | *491,61 | |
| | Usinaer Jüräen | 613,76 | 156,13 | 167,87 | |
| 2  Belarus | | 1540,23 | 1395,91 | 1000,00 | 3936,14 |
| | Meier-Gromvko Julia* | *1000,00 | *1000,00 | *1000,00 | |
| | Avdonina Tatsiana* | *540,23 | *395,91 | | |
| 3  Great Britain | | 1317,45 | 579,49 | 1465,88 | 3362,82 |
| | Hamblin Steven* | *116,40 | *92,89 | *529,98 | |
| | Marston Stuart* | *867,72 | *484,19 | *753,00 | |
| | Beaumont Andrew | 52,91 | | | |
| | Cater Elaine* | *333,33 | *2,41 | *182,90 | |
| 4  Austria | | 232,80 | 432,81 | 1000,00 | 1665,61 |
| | Probst Guenther* | *116,40 | *122,53 | | |
| | Paulmair Engelbert* | *63,49 | *118,58 | | |
| | Waßner Norbert* | *52,91 | | | |
| | Hintringer Manfred* | 52,91 | *191,70 | *1000,00 | |
| 5  Poland | | 632,18 | 356,20 | 627,08 | 1615,46 |
| | Goaola Anna* | *632,18 | *356,20 | *627,08 | |
| 6  Netherlands | | 804,23 | 306,32 | 220,62 | 1331,17 |
| | Jettinhoff Marcel* | *804,23 | *306,32 | *220,62 | |
| 7  Israël | | 567,42 | 245,06 | | 812,48 |
| | Moverman Moshe Alon | | | | |
| | Fridman Erez* | *84,66 | | | |
| | Fridman Blat Naomi* | *482,76 | | | |
| | Gilboa Eliezer* | | *245,06 | | |

Chief Judge
Berrie HendriksHomologator
Vladimir ProckaScorer
Heidi Pauen