

Junior Girls under 15 Slalom Results

Homologation: World record

Bib	Name	Country	Categ.	Preliminary	Final	Overall
1	(67) Borikova Karin	SVK	-15 F	3.00/43	2.00/55/11.25	1000.00
2	(65) Fedorova Lucia	SVK	-15 F	5.00/43	1.50/55/14.25	750.00
3	(46) Kuzmenko Xeniya	UKR	-15 F	2.00/46	1.50/55/16.00	668.92
4	(25) Charnyshova Luisa	BLR	-15 F	4.50/46	2.50/40	385.14
5	(12) Beamond Brooke	GBR	-15 F	2.00/46	0.50/40	351.35
6	(47) Misailova Krystyna	UKR	-15 F	4.00/40		216.22
7	(56) Parkhomenka Alena	BLR	-15 F	3.50/40		209.46
8	(52) Trubskaya Valeryia	BLR	-15 F	3.00/40		202.70
9	(49) Rybak Iryna	UKR	-15 F	1.25/40		179.05
10	(41) De Leijer Jasmijn	NED	-15 F	0.00/40		162.16

Junior Boys under 15 Slalom Results

Homologation: World record

Bib	Name	Country	Categ.	Preliminary	Final	Overall
1	(63) Saxa Samuel	SVK	-15 M	5.00/43	5.00/58/16.00	1000.00
2	(54) Piatrenka Stefan	BLR	-15 M	1.00/46	2.50/58/16.00	952.83
3	(76) Goldenberg Yahali	ISR	-15 M	3.00/49	1.50/58/16.00	933.96
4	(24) Harbachuk Viktor	BLR	-15 M	1.50/46	5.00/58/18.25	886.79
5	(38) Astner Felix	GER	-15 M	1.00/49	4.00/58/18.25	867.92
6	(79) Asher Yuval	ISR	-15 M	1.50/46	3.00/58/18.25	849.06
7	(73) Oborski Konrad	POL	-15 M	3.00/46	4.50/55/18.25	764.15
8	(71) Siedlarski Jakub	POL	-15 M	2.00/46	2.50/52	613.21
9	(80) Asher Roi	ISR	-15 M	4.00/43		301.89
9	(45) Kravchenko Glib	UKR	-15 M	4.00/43		301.89
9	(34) Meier Finn-Maximilian	GER	-15 M	4.00/43		301.89
12	(14) Bodingbauer David	AUT	-15 M	2.00/43		264.15
12	(50) Samovolik Ivan	UKR	-15 M	2.00/43		264.15
12	(62) Vasko Daniel	SVK	-15 M	2.00/43		264.15
15	(21) Lapkoyski Kiryl	BLR	-15 M	1.50/43		254.72
15	(74) Nowakowski Jakub	POL	-15 M	1.50/43		254.72

Junior Girls under 19 Slalom Results

Homologation: World record

Bib	Name	Country	Categ.	Preliminary	Final	Overall
1	(29) Splichalova Andrea	CZE	-19 F	4.00/46	5.00/55/14.25	1000.00
2	(33) Meier Jana-Chathreen	GER	-19 F	3.00/46	3.25/55/14.25	970.34
3	(28) Svecova Katerina	CZE	-19 F	5.00/46	3.00/55/14.25	966.10
4	(39) Bossow Isabel	GER	-19 F	3.00/46	2.00/55/14.25	949.15
5	(66) Cseploova Veronika	SVK	-19 F	4.50/46	1.50/55/16.00	838.98
6	(72) Polkowska Zuzanna	POL	-19 F	2.50/46	1.50/55/16.00	838.98
7	(15) Bodingbauer Maria	AUT	-19 F	3.50/43		364.41
7	(23) Khatkouskaya Alena	BLR	-19 F	3.50/43		364.41
7	(22) Kisaliova Katsiaryna	BLR	-19 F	3.50/43		364.41
7	(18) Wenger Vanessa	AUT	-19 F	3.50/43		364.41
11	(70) Wozniak Idalia	POL	-19 F	1.50/43		330.51
12	(55) Petskova Iryna	BLR	-19 F	0.50/43		313.56

Junior Boys under 19 Slalom Results

Homologation: World record

Bib	Name	Country	Categ.	Preliminary	Final	Overall
1	(64) Kerpcar Juraj	SVK	-19 M	2.00/55/18.25	4.00/58/11.25	1000.00
2	(57) Mikhailou Aliaksandr	BLR	-19 M	4.00/52	5.00/58/13.00	855.26
3	(27) Antonau Anton	BLR	-19 M	1.50/52	4.50/58/13.00	848.68
4	(68) Zawadzki Konrad	POL	-19 M	4.00/52	3.00/58/13.00	828.95
5	(35) Heinicke Niklas	GER	-19 M	4.00/49	1.50/58/16.00	651.32
6	(77) Fridman Tomer	ISR	-19 M	4.00/49	4.00/58/18.25	605.26
7	(53) Purosau Mikhail	BLR	-19 M	3.50/49		361.84
8	(10) Kowalczyk Krzysztof	POL	-19 M	3.25/49		358.55
9	(69) Zawadzki Erwin	POL	-19 M	3.00/49		355.26
10	(17) Paulmair Thomas	AUT	-19 M	2.25/49		345.39
11	(75) Grzesiak Mateusz	POL	-19 M	1.50/49		335.53
12	(11) Bates Jamie	GBR	-19 M	2.00/46		263.16
13	(37) Ehlmann Lukas	GER	-19 M	0.50/46		243.42

Senior 1 Ladies Slalom Results

Homologation: World record

Bib	Name	Country	Categ.	Preliminary	Final	Overall
1	(59) Meier-Gromyko Julia	BLR	Se1 F	4.00/43	2.50/40	1000.00

Senior 1 Men Slalom Results

Homologation: World record

Bib	Name	Country	Categ.	Preliminary	Final	Overall
1	(32) Schiewe Rolf	GER	Se1 M	6.00/46	4.50/55/13.00	1000.00
2	(43) Jettinghoff Marcel	NED	Se1 M	3.00/46	5.00/55/18.25	700.85
3	(36) Graw Martin	GER	Se1 M	5.00/37	4.00/55/18.25	683.76
4	(30) Usinger Jürgen	GER	Se1 M	5.50/37	1.50/55/18.25	641.03
5	(20) Naorniakowski Jacek	POL	Se1 M	0.50/43	4.25/52	585.47
6	(42) De Leijer Joost	NED	Se1 M	4.25/37	4.00/37	72.65
7	(16) Paulmair Engelbert	AUT	Se1 M	3.50/37		59.83
8	(13) Beamond Andrew	GBR	Se1 M	3.00/37		51.28
8	(31) Schnugg Roland	GER	Se1 M	3.00/37		51.28
10	(78) Cohen Oren	ISR	Se1 M	1.50/37		25.64
10	(19) Mos Michal	POL	Se1 M	1.50/37		25.64

Junior Girls under 15 Tricks Results

Homologation: World record

Bib	Name	Country	Categ.	Preliminary	Final	Overall
1	(25) Charnyshova Luisa	BLR	-15 F	7400	7840	1000.00
2	(56) Parkhomenka Alena	BLR	-15 F	6280	7580	966.84
3	(46) Kuzmenko Xeniya	UKR	-15 F	6570	6790	866.07
4	(49) Rybak Iryna	UKR	-15 F	6040	6660	849.49
5	(51) Shevtsova Yeva	UKR	-15 F	4560	6660	849.49
6	(52) Trubskaya Valeryia	BLR	-15 F	4000		510.20
7	(67) Borikova Karin	SVK	-15 F	3970		506.38
8	(65) Fedorova Lucia	SVK	-15 F	2470		315.05
9	(41) De Leijer Jasmijn	NED	-15 F	990		126.28

Junior Boys under 15 Tricks Results

Homologation: World record

Bib	Name	Country	Categ.	Preliminary	Final	Overall
1	(24) Harbachuk Viktor	BLR	-15 M	8540	8540	1000.00
2	(21) Lapkoyski Kiryl	BLR	-15 M	7680	7910	926.23
3	(50) Samovolik Ivan	UKR	-15 M	7170	7770	909.84
4	(45) Kravchenko Glib	UKR	-15 M	5770	7050	825.53
5	(54) Piatrenka Stefan	BLR	-15 M	6400	6400	749.41
6	(62) Vasko Daniel	SVK	-15 M	2810	2810	329.04
7	(76) Goldenberg Yahali	ISR	-15 M	3350	2640	392.27
8	(38) Astner Felix	GER	-15 M	3000	2470	351.29
9	(34) Meier Finn-Maximilian	GER	-15 M	2630		307.96
10	(58) Melnik Stsiapan	*BLR	-15 M	2600		304.45
11	(80) Asher Roi	ISR	-15 M	2250		263.47
12	(79) Asher Yuval	ISR	-15 M	2000		234.19
13	(71) Siedlarski Jakub	POL	-15 M	1480		173.30
14	(14) Bodingbauer David	AUT	-15 M	1410		165.11
15	(63) Saxa Samuel	SVK	-15 M	900		105.39
16	(74) Nowakowski Jakub	POL	-15 M	840		98.36
17	(73) Oborski Konrad	POL	-15 M	520		60.89

Junior Girls under 19 Tricks Results

Homologation: World record

Bib	Name	Country	Categ.	Preliminary	Final	Overall
1	(22) Kisialiova Katsiaryna	BLR	-19 F	7350	7800	1000.00
2	(44) Khuhryakova Irina	*BLR	-19 F	7110	6850	911.54
3	(48) Pirozhenko Anna	UKR	-19 F	6140	6460	828.21
4	(55) Petskova Iryna	BLR	-19 F	6080	5710	779.49
5	(28) Svecova Katerina	CZE	-19 F	6620	5190	848.72
6	(23) Khatkouskaya Alena	BLR	-19 F	7360	3240	943.59
7	(29) Splichalova Andrea	CZE	-19 F	4010		514.10
8	(66) Cseploova Veronika	SVK	-19 F	3730		478.21
9	(70) Wozniak Idalia	POL	-19 F	3050		391.03
10	(39) Bossow Isabel	GER	-19 F	1750		224.36
11	(72) Polkowska Zuzanna	POL	-19 F	1410		180.77
11	(18) Wenger Vanessa	AUT	-19 F	1410		180.77
13	(33) Meier Jana-Chathreen	GER	-19 F	1210		155.13
14	(15) Bodingbauer Maria	AUT	-19 F	900		115.38


Junior Boys under 19 Tricks Results

Homologation: World record

Bib	Name	Country	Categ.	Preliminary	Final	Overall
1	(53) Purosau Mikhail	BLR	-19 M	8260	9310	1000.00
2	(27) Antonau Anton	BLR	-19 M	7420	8710	935.55
3	(57) Mikhailou Aliaksandr	BLR	-19 M	6870	8630	926.96
4	(64) Kerpcar Juraj	SVK	-19 M	4690	5620	603.65
5	(35) Heinicke Niklas	GER	-19 M	5880	5520	631.58
6	(77) Fridman Tomer	ISR	-19 M	2000	3350	359.83
7	(37) Ehlmann Lukas	GER	-19 M	1760		189.04
8	(75) Grzesiak Mateusz	POL	-19 M	1320		141.78
9	(69) Zawadzki Erwin	POL	-19 M	1150		123.52
10	(10) Kowalczyk Krzysztof	POL	-19 M	900		96.67
11	(68) Zawadzki Konrad	POL	-19 M	440		47.26










Senior 1 Ladies Tricks Results

Homologation: World record

Bib	Name	Country	Categ.	Preliminary	Final	Overall
1	(59) Meier-Gromyko Julia	BLR 	Se1 F	3950	8940	1000.00








Senior 1 Men Tricks Results

Homologation: World record

Bib	Name	Country	Categ.	Preliminary	Final	Overall
1	(40) Bruenjes Jan	*GER 	Se1 M	4140	4910	1653.20
2	(19) Mos Michal	POL 	Se1 M	2220	2970	1000.00
3	(36) Graw Martin	GER 	Se1 M	2700	2810	946.13
4	(32) Schiewe Rolf	GER 	Se1 M	1900	2460	828.28
5	(31) Schnugg Roland	GER 	Se1 M	1230	890	414.14
6	(30) Usinger Jürgen	GER 	Se1 M	960		323.23
7	(20) Naorniakowski Jacek	POL 	Se1 M	900		303.03
8	(43) Jettinghoff Marcel	NED 	Se1 M	700		235.69
9	(42) De Leijer Joost	NED 	Se1 M	360		121.21
















Junior Girls under 15 Jump Results

Homologation: World record

Bib	Name	Country	Categ.	Preliminary	Final	Overall
1	(67) Borikova Karin	SVK 	-15 F	28.5m	29.0m	1000.00
2	(49) Rybak Iryna	UKR 	-15 F	27.6m	26.6m	936.36
3	(56) Parkhomenka Alena	BLR 	-15 F	25.3m	26.0m	863.64
4	(52) Trubskaya Valeryia	BLR 	-15 F	25.8m	25.1m	854.55
5	(47) Misailova Krystyna	UKR 	-15 F	23.8m	24.9m	813.64
6	(46) Kuzmenko Xeniya	UKR 	-15 F	21.2m		645.45
7	(25) Charnyshova Luisa	BLR 	-15 F	0.00m		

Junior Boys under 15 Jump Results

Homologation: World record

Bib	Name	Country	Categ.	Preliminary	Final	Overall
1	(76) Goldenberg Yahali	ISR 	-15 M	31.8m	34.6m	1000.00
2	(54) Piatrenka Stefan	BLR 	-15 M	31.1m	34.5m	995.93
3	(60) Lesnoy Arseniy	*BLR 	-15 M	33.9m	34.2m	983.74
4	(24) Harbachuk Viktor	BLR 	-15 M	30.4m	34.0m	975.61
5	(50) Samovolik Ivan	UKR 	-15 M	31.5m	31.9m	890.24
6	(21) Lapkoyski Kiryl	BLR 	-15 M	31.0m	30.8m	853.66
7	(73) Oborski Konrad	POL 	-15 M	28.9m	0.00m	768.29
8	(45) Kravchenko Glib	UKR 	-15 M	27.7m	0.00m	719.51
9	(62) Vasko Daniel	SVK 	-15 M	27.6m		715.45
10	(38) Astner Felix	GER 	-15 M	25.3m		621.95
11	(71) Siedlarski Jakub	POL 	-15 M	25.1m		613.82
12	(34) Meier Finn-Maximilian	GER 	-15 M	23.0m		528.46
12	(74) Nowakowski Jakub	POL 	-15 M	23.0m		528.46
14	(14) Bodingbauer David	AUT 	-15 M	22.3m		500.00
15	(79) Asher Yuval	ISR 	-15 M	0.00m		

Junior Girls under 19 Jump Results

Homologation: World record

Bib	Name	Country	Categ.	Preliminary	Final	Overall
1	(22) Kisialiova Katsiaryna	BLR	-19 F	35.1m	33.5m	1000.00
2	(28) Svecova Katerina	CZE	-19 F	32.2m	32.4m	903.91
3	(66) Cseploova Veronika	SVK	-19 F	32.2m	32.3m	900.36
4	(29) Splichalova Andrea	CZE	-19 F	32.6m	32.0m	911.03
5	(55) Petskova Iryna	BLR	-19 F	30.5m	30.2m	836.30
6	(70) Wozniak Idalia	POL	-19 F	28.3m	28.6m	768.68
7	(33) Meier Jana-Chathreen	GER	-19 F	27.3m		722.42
8	(72) Polkowska Zuzanna	POL	-19 F	26.3m		686.83
9	(39) Bossow Isabel	GER	-19 F	24.8m		633.45
10	(23) Khatkouskaya Alena	BLR	-19 F	21.8m		526.69
11	(15) Bodingbauer Maria	AUT	-19 F	20.1m		466.19
12	(18) Wenger Vanessa	AUT	-19 F	17.5m		373.67

Junior Boys under 19 Jump Results

Homologation: World record

Bib	Name	Country	Categ.	Preliminary	Final	Overall
1	(69) Zawadzki Erwin	POL	-19 M	50.2m	49.6m	1000.00
2	(64) Kerpcar Juraj	SVK	-19 M	42.1m	42.4m	805.97
3	(68) Zawadzki Konrad	POL	-19 M	48.8m	41.7m	965.17
4	(27) Antonau Anton	BLR	-19 M	41.7m	41.1m	788.56
5	(53) Purosau Mikhail	BLR	-19 M	45.5m	39.4m	883.08
6	(57) Mikhailou Aliaksandr	BLR	-19 M	41.4m	38.6m	781.09
7	(26) Artsiomau Yahor	*BLR	-19 M	39.0m		721.39
8	(10) Kowalczyk Krzysztof	POL	-19 M	35.1m		624.38
9	(35) Heinicke Niklas	GER	-19 M	33.6m		587.06
10	(77) Fridman Tomer	ISR	-19 M	26.7m		415.42
11	(37) Ehlmann Lukas	GER	-19 M	25.2m		378.11

Senior 1 Men Jump Results

Homologation: World record

Bib	Name	Country	Categ.	Preliminary	Final	Overall
1	(36) Graw Martin	GER	Se1 M	32.4m	31.6m	1000.00
2	(42) De Leijer Joost	NED	Se1 M	26.8m	28.1m	808.04
3	(32) Schiewe Rolf	GER	Se1 M	23.4m	22.0m	598.21
4	(20) Naorniakowski Jacek	POL	Se1 M	18.0m	18.3m	370.54
5	(30) Usinger Jürgen	GER	Se1 M	15.4m		241.07
6	(43) Jettinghoff Marcel	NED	Se1 M	0.00m		
6	(31) Schnugg Roland	GER	Se1 M	0.00m		

Junior Girls under 15 Overall Results

Bib	Name	Country	Categ.	Slalom	Tricks	Jump	Overall
1	(67) Borikova Karin	SVK	-15 F	1000.00	506.38	1000.00	2506.38
2	(46) Kuzmenko Xeniya	UKR	-15 F	668.92	866.07	645.45	2180.44
3	(56) Parkhomenka Alena	BLR	-15 F	209.46	966.84	863.64	2039.94
4	(49) Rybak Iryna	UKR	-15 F	179.05	849.49	936.36	1964.90
5	(52) Trubskaya Valeryia	BLR	-15 F	202.70	510.20	854.55	1567.45
6	(25) Charnyshova Luisa	BLR	-15 F	385.14	1000.00		1385.14

Junior Boys under 15 Overall Results

Bib	Name	Country	Categ.	Slalom	Tricks	Jump	Overall
1	(24) Harbachuk Viktor	BLR	-15 M	886.79	1000.00	975.61	2862.40
2	(54) Piatrenka Stefan	BLR	-15 M	952.83	749.41	995.93	2698.17
3	(76) Goldenberg Yahali	ISR	-15 M	933.96	392.27	1000.00	2326.23
4	(50) Samovolik Ivan	UKR	-15 M	264.15	909.84	890.24	2064.23
5	(21) Lapkoyski Kiryl	BLR	-15 M	254.72	926.23	853.66	2034.61
6	(45) Kravchenko Glib	UKR	-15 M	301.89	825.53	719.51	1846.93
7	(38) Astner Felix	GER	-15 M	867.92	351.29	621.95	1841.16
8	(73) Oborski Konrad	POL	-15 M	764.15	60.89	768.29	1593.33
9	(71) Siedlarski Jakub	POL	-15 M	613.21	173.30	613.82	1400.33
10	(62) Vasko Daniel	SVK	-15 M	264.15	329.04	715.45	1308.64
11	(34) Meier Finn-Maximilian	GER	-15 M	301.89	307.96	528.46	1138.31
12	(79) Asher Yuval	ISR	-15 M	849.06	234.19		1083.25
13	(14) Bodingbauer David	AUT	-15 M	264.15	165.11	500.00	929.26
14	(74) Nowakowski Jakub	POL	-15 M	254.72	98.36	528.46	881.54








Junior Girls under 19 Overall Results

Bib	Name	Country	Categ.	Slalom	Tricks	Jump	Overall
1	(28) Svecova Katerina	CZE	-19 F	966.10	848.72	903.91	2718.73
2	(29) Splichalova Andrea	CZE	-19 F	1000.00	514.10	911.03	2425.13
3	(22) Kisialiova Katsiaryna	BLR	-19 F	364.41	1000.00	1000.00	2364.41
4	(66) Cseploova Veronika	SVK	-19 F	838.98	478.21	900.36	2217.55
5	(55) Petskova Iryna	BLR	-19 F	313.56	779.49	836.30	1929.35
6	(33) Meier Jana-Chathreen	GER	-19 F	970.34	155.13	722.42	1847.89
7	(23) Khatkouskaya Alena	BLR	-19 F	364.41	943.59	526.69	1834.69
8	(39) Bossow Isabel	GER	-19 F	949.15	224.36	633.45	1806.96
9	(72) Polkowska Zuzanna	POL	-19 F	838.98	180.77	686.83	1706.58
10	(70) Wozniak Idalia	POL	-19 F	330.51	391.03	768.68	1490.22
11	(15) Bodingbauer Maria	AUT	-19 F	364.41	115.38	466.19	945.98
12	(18) Wenger Vanessa	AUT	-19 F	364.41	180.77	373.67	918.85

Junior Boys under 19 Overall Results

Bib	Name	Country	Categ.	Slalom	Tricks	Jump	Overall
1	(27) Antonau Anton	BLR	-19 M	848.68	935.55	788.56	2572.79
2	(57) Mikhailou Aliaksandr	BLR	-19 M	855.26	926.96	781.09	2563.31
3	(64) Kerpcar Juraj	SVK	-19 M	1000.00	603.65	805.97	2409.62
4	(53) Purosau Mikhail	BLR	-19 M	361.84	1000.00	883.08	2244.92
5	(35) Heinicke Niklas	GER	-19 M	651.32	631.58	587.06	1869.96
6	(68) Zawadzki Konrad	POL	-19 M	828.95	47.26	965.17	1841.38
7	(69) Zawadzki Erwin	POL	-19 M	355.26	123.52	1000.00	1478.78
8	(77) Fridman Tomer	ISR	-19 M	605.26	359.83	415.42	1380.51
9	(10) Kowalczyk Krzysztof	POL	-19 M	358.55	96.67	624.38	1079.60
10	(37) Ehlmann Lukas	GER	-19 M	243.42	189.04	378.11	810.57

Senior 1 Men Overall Results

Bib	Name	Country	Categ.	Slalom	Tricks	Jump	Overall
1	(36) Graw Martin	GER 	Se1 M	683.76	946.13	1000.00	2629.89
2	(32) Schiewe Rolf	GER 	Se1 M	1000.00	828.28	598.21	2426.49
3	(20) Naorniakowski Jacek	POL 	Se1 M	585.47	303.03	370.54	1259.04
4	(30) Usinger Jürgen	GER 	Se1 M	641.03	323.23	241.07	1205.33
5	(42) De Leijer Joost	NED 	Se1 M	72.65	121.21	808.04	1001.90
6	(43) Jettinghoff Marcel	NED 	Se1 M	700.85	235.69		936.54
7	(31) Schnugg Roland	GER 	Se1 M	51.28	414.14		465.42

Chief Judge
Veitova Hana

Homologator
Zasepa Jacek

Scorer
Veit Jan