








### Overall Juniors under 15 Team classification Team results

Country	Name	Categ.	Slalom	Tricks	Jump	Overall
<b>1</b>  <b>Belarus</b>			<b>2563,65</b>	<b>2899,86</b>	<b>2938,11</b>	<b>8401,62</b>
	Belskaya Maryia*	-15 F	*854,55	*899,86	*1000,00	
	Hvozdzeva Sofia*	-15 F	*854,55	*1000,00	913,31	
	Straltsou Ilya*	-15 M	687,50	*1000,00	*944,30	
	Kozelskaya Mariya*	-15 F	*854,55	739,07	*993,81	
	Mazurkivich Vasiliy	-15 M	687,50	597,17	931,03	
<b>2</b>  <b>Slovakia</b>			<b>2542,05</b>	<b>947,01</b>	<b>2083,35</b>	<b>5572,41</b>
	Zambory Tobias*	-15 M	*1000,00	*618,37	*907,16	
	Vrazel Dominik*	-15 M	*687,50	72,44	*649,87	
	Pokorna Ella*	-15 F	*854,55	*145,28	*526,32	
	Csokasova Zuzana*	-15 F	618,18	*183,36	501,55	
<b>3</b>  <b>Germany</b>			<b>1982,15</b>	<b>901,39</b>	<b>1519,89</b>	<b>4403,43</b>
	Hasch Marvin*	-15 M	*892,86	*491,17	*726,79	
	Hannes Cassandra*	-15 F	*1000,00	*180,54		
	Deymann Fabian*	-15 M	*89,29	*229,68	*793,10	
<b>4</b>  <b>Poland</b>			<b>687,50</b>	<b>588,34</b>	<b>1000,00</b>	<b>2275,84</b>
	Wycisk Mateusz*	-15 M	*687,50	*588,34	*1000,00	
<b>5</b>  <b>Ukraine</b>			<b>845,45</b>	<b>126,94</b>	<b>913,31</b>	<b>1885,70</b>
	Misailova Krystyna*	-15 F	*845,45	*126,94	*913,31	
<b>6</b>  <b>Netherlands</b>			<b>58,04</b>	<b>270,32</b>	<b>594,16</b>	<b>922,52</b>
	Steenbakkens Maik*	-15 M	*58,04	*270,32	*594,16	
<b>7</b>  <b>Spain</b>			<b>89,29</b>			<b>89,29</b>
	Armas Segovia Alejandro*	-15 M	*89,29			

Chief Judge  
Marie-Anne Persoons

Homologator  
Joost de Leijer

Scorer  
Jan Veit