














Junior Girls under 15 Slalom Results

Homologation: Who-beats-who homol.

	Name	Country	Club	Round 1	Round 2	Overall
1	Pientek Maja Aleksandra	POL 	SPA	5,50/52	2,00/52	1000,00
2	Koszycka Gabriela	POL 	SPA	2,50/43	2,50/46	577,46
3	Spyra Oliwia	POL 	ZEF	5,00/34	2,00/37	56,34
4	Szumanska Emilia	POL 	ZEF	4,00/34	4,25/34	
5	Bartoszewska Ewa	POL 	ZEF	2,00/34	2,00/34	


Junior Boys under 15 Slalom Results

Homologation: Who-beats-who homol.

	Name	Country	Club	Round 1	Round 2	Overall
1	Wycisk Mateusz	POL 	ZEF	1,00/58/16.00		1000,00
2	Szumanski Ksawery	POL 	ZEF	1,50/55/18.25		732,56
3	Sobecki Krzysztof	POL 	SPA	6,00/37	0,00/49	418,60
4	Domaszewski Igor	POL 	SPA	0,50/46	4,25/46	377,91
5	Spyra Olivier	POL 	ZEF	5,00/43	3,00/46	348,84
6	Drewiczewski Jakub	POL 	ZEF	0,00/37	4,00/37	
7	Wnukowski Karol	POL 	SPA	2,00/37	3,00/37	
8	Olszewski Antoni	POL 	SPA	1,50/37	2,00/37	




Junior Girls under 19 Slalom Results

Homologation: Who-beats-who homol.

	Name	Country	Club	Round 1	Round 2	Overall
1	Janik Oliwia	POL 	ZEF	5,50/43	1,00/34	1000,00



Junior Boys under 19 Slalom Results

Homologation: Who-beats-who homol.

	Name	Country	Club	Round 1	Round 2	Overall
1	Siedlarski Jakub	POL 	ZEF	3,00/58/14.25		1000,00
2	Wycisk Jakub	POL 	ZEF	5,00/55/18.25		644,44
3	Janik Wojciech	POL 	ZEF	3,50/37	5,00/46	244,44



Open Ladies Slalom Results

Homologation: Who-beats-who homol.

	Name	Country	Club	Round 1	Round 2	Overall
1	Wróblewska Justyna	POL 	ZEF	3,00/55/18.25	4,50/34	1000,00
2	Gogola Aleksandra	POL 	WZO	1,00/34	5,00/34	


Open Men Slalom Results

Homologation: Who-beats-who homol.

	Name	Country	Club	Round 1	Round 2	Overall
1	Kazek Dawid	POL 	ZEF	5,50/37	1,50/58/14.25	1000,00
2	Pieczonka Bartosz	POL 	ZEF	3,50/58/18.25	2,50/58/16.00	866,67







Senior 1 Men Slalom Results

Homologation: Who-beats-who homol.

	Name	Country	Club	Round 1	Round 2	Overall
1	Bytomski Wojciech	POL 	ZEF	5,00/37	5,00/37	









Junior Girls under 15 Tricks Results

Homologation: Who-beats-who homol.

	Name	Country	Club	Round 1	Round 2	Round 3	Overall
1	Pientek Maja Aleksandra	POL 	SPA	680	950	1150	1000,00
2	Koszycka Gabriela	POL 	SPA	500	500	500	434,78
3	Szumanska Emilia	POL 	ZEF	410	380	80	356,52
4	Bartoszewska Ewa	POL 	ZEF	140	410	40	356,52
5	Spyra Oliwia	POL 	ZEF	380	100	200	330,43
6	Zamykal Lenka	POL 	ZEF	260	140	80	226,09


Junior Boys under 15 Tricks Results

Homologation: Who-beats-who homol.

	Name	Country	Club	Round 1	Round 2	Round 3	Overall
1	Wycisk Mateusz	POL 	ZEF	2030	1670	1380	1000,00
2	Szumanski Ksawery	POL 	ZEF	1540	870	1320	758,62
3	Domaszewski Igor	POL 	SPA	720	820	930	458,13
4	Drewiczewski Jakub	POL 	ZEF	680	680	680	334,98
5	Sobecki Krzysztof	POL 	SPA	580	0		285,71
6	Spyra Olivier	POL 	ZEF	500	500	500	246,31
7	Wnukowski Karol	POL 	SPA	380	380	290	187,19
8	Olszewski Antoni	POL 	SPA	40	40	200	98,52




Junior Girls under 19 Tricks Results

Homologation: Who-beats-who homol.

	Name	Country	Club	Round 1	Round 2	Round 3	Overall
1	Janik Oliwia	POL 	ZEF	500	240	410	1000,00



Junior Boys under 19 Tricks Results

Homologation: Who-beats-who homol.

	Name	Country	Club	Round 1	Round 2	Round 3	Overall
1	Siedlarski Jakub	POL 	ZEF	2010	3180	2000	1000,00
2	Wycisk Jakub	POL 	ZEF	1340	1550		487,42
3	Janik Wojciech	POL 	ZEF	410	590	590	185,53




Open Ladies Tricks Results

Homologation: Who-beats-who homol.

	Name	Country	Club	Round 1	Round 2	Round 3	Overall
1	Wróblewska Justyna	POL 	ZEF	2300	2030		1000,00
2	Gogola Aleksandra	POL 	WZO	680	610		295,65


Open Men Tricks Results

Homologation: Who-beats-who homol.

	Name	Country	Club	Round 1	Round 2	Round 3	Overall
1	Pieczonka Bartosz	POL 	ZEF	4200			1000,00
2	Kazek Dawid	POL 	ZEF	3120	3700	2520	880,95
3	Zawadzki Erwin	POL 	MOS	900			214,29



Seniors 1 Tricks Results

Homologation: Who-beats-who homol.

	Name	Country	Club	Round 1	Round 2	Round 3	Overall
1	Bytomski Wojciech	POL 	ZEF	280			1000,00

Junior Girls under 15 Jump Results

Homologation: Who-beats-who homol.

	Name	Country	Club	Round 1	Round 2	Overall
1	Pientek Maja Aleksandra	POL 	SPA	26,0m		1000,00
2	Koszycka Gabriela	POL 	SPA	21,4m		823,08


Junior Boys under 15 Jump Results

Homologation: Who-beats-who homol.

	Name	Country	Club	Round 1	Round 2	Overall
1	Wycisk Mateusz	POL 	ZEF	39,1m		1000,00
2	Sobecki Krzysztof	POL 	SPA	29,9m		764,71
3	Szumanski Ksawery	POL 	ZEF	28,8m		736,57
4	Wnukowski Karol	POL 	SPA	20,5m		524,30
5	Domaszewski Igor	POL 	SPA	19,5m		498,72
6	Olszewski Antoni	POL 	SPA	18,8m		480,82
7	Spyra Olivier	POL 	ZEF	14,9m		381,07
8	Drewiczewski Jakub	POL 	ZEF	13,9m		355,50




Junior Girls under 19 Jump Results

Homologation: Who-beats-who homol.

	Name	Country	Club	Round 1	Round 2	Overall
1	Janik Oliwia	POL 	ZEF	18,6m		1000,00




Junior Boys under 19 Jump Results

Homologation: Who-beats-who homol.



	Name	Country	Club	Round 1	Round 2	Overall
1	Siedlarski Jakub	POL 	ZEF	37,5m		1000,00
2	Wycisk Jakub	POL 	ZEF	29,0m		690,91
3	Janik Wojciech	POL 	ZEF	0,00m		

Open Men Jump Results









Homologation: Who-beats-who homol.

	Name	Country	Club	Round 1	Round 2	Overall
1	Zawadzki Erwin	POL 	MOS	47,1m		1000,00
2	Pieczonka Bartosz	POL 	ZEF	39,8m		772,59
3	Kazek Dawid	POL 	ZEF	39,2m		753,89

Junior Girls under 15 Overall Results

	Name	Country	Club	Slalom	Tricks	Jump	Overall
1	Pientek Maja Aleksandra	POL 	SPA	1000,00	1000,00	1000,00	3000,00
2	Koszycka Gabriela	POL 	SPA	577,46	434,78	823,08	1835,32




Junior Boys under 15 Overall Results

	Name	Country	Club	Slalom	Tricks	Jump	Overall
1	Wycisk Mateusz	POL 	ZEF	1000,00	1000,00	1000,00	3000,00
2	Szumanski Ksawery	POL 	ZEF	732,56	758,62	736,57	2227,75
3	Sobecki Krzysztof	POL 	SPA	418,60	285,71	764,71	1469,02
4	Domaszewski Igor	POL 	SPA	377,91	458,13	498,72	1334,76
5	Spyra Olivier	POL 	ZEF	348,84	246,31	381,07	976,22
6	Wnukowski Karol	POL 	SPA		187,19	524,30	711,49
7	Drewiczewski Jakub	POL 	ZEF		334,98	355,50	690,48
8	Olszewski Antoni	POL 	SPA		98,52	480,82	579,34

Junior Girls under 19 Overall Results

	Name	Country	Club	Slalom	Tricks	Jump	Overall
1	Janik Oliwia	POL 	ZEF	1000,00	1000,00	1000,00	3000,00

Junior Boys under 19 Overall Results

	Name	Country	Club	Slalom	Tricks	Jump	Overall
1	Siedlarski Jakub	POL 	ZEF	1000,00	1000,00	1000,00	3000,00
2	Wycisk Jakub	POL 	ZEF	644,44	487,42	690,91	1822,77
3	Janik Wojciech	POL 	ZEF	244,44	185,53		429,97

Open Men Overall Results

	Name	Country	Club	Slalom	Tricks	Jump	Overall
1	Pieczonka Bartosz	POL 	ZEF	866,67	1000,00	772,59	2639,26
2	Kazek Dawid	POL 	ZEF	1000,00	880,95	753,89	2634,84

Chief Judge
Bedner Waldemar

Homologator
Zasepa Jacek

Scorer
Veit Jan