






Under 12 Boys Slalom Results

Homologation: Ranking List

	Name	Country	Categ.	Round 1	Round 2	Overall
1	Silver Jordon	*RSA 	-12 M	3.50/49	3.00/49	435.06
2	Stegman Nicholas	*RSA 	-12 M	4.50/46	2.00/40	370.13
3	Lowe Dylan	*RSA 	-12 M	0.00/40	0.00/40	


Under 14 Girls Slalom Results

Homologation: Ranking List

	Name	Country	Categ.	Round 1	Round 2	Overall
1	Viljoen Robyn	RSA 	-14 F	2.50/55/16.00	3.00/55/14.25	832.12
2	De Jongh Hannah	RSA 	-14 F	0.00/37	3.00/49	481.75






Under 14 Boys Slalom Results

Homologation: Ranking List

	Name	Country	Categ.	Round 1	Round 2	Overall
1	Kebbel Dieter	NAM 	-14 M	1.50/40	4.50/55/16.00	681.82






Under 17 Girls Slalom Results

Homologation: Ranking List

	Name	Country	Categ.	Round 1	Round 2	Overall
1	Röttcher Natascha	NAM 	-17 F	2.00/55/13.00	3.00/55/13.00	851.35
2	Waldschmidt Silja	NAM 	-17 F	1.50/40	1.50/55/14.25	750.00
3	Waldschmidt Ronja	NAM 	-17 F	1.50/40	2.00/55/16.00	675.68
4	Kiesewetter Jana	NAM 	-17 F	0.00/52	5.00/52	554.05
5	Rohe Nikita	NAM 	-17 F	4.00/46	4.00/49	459.46


Under 17 Boys Slalom Results

Homologation: Ranking List

	Name	Country	Categ.	Round 1	Round 2	Overall
1	Van Der Merwe Eamon	RSA 	-17 M	4.00/58/11.25	2.00/58/11.25	950.00
2	Fisher Travis	RSA 	-17 M	2.00/58/12.00	1.00/58/12.00	850.00
3	Zaaiman Duan	RSA 	-17 M	4.00/58/14.25	4.50/58/16.00	725.00
4	Sprake Kyron	NAM 	-17 M	5.50/58/16.00	0.50/43	668.75
5	Silver Tristan	*RSA 	-17 M	5.50/49	1.00/55/18.25	462.50






Under 21 Ladies Slalom Results



Homologation: Ranking List

	Name	Country	Categ.	Round 1	Round 2	Overall
1	Harris Amy-Lee	RSA 	-21 F	1.50/55/16.00	0.50/52	582.35

Under 21 Men Slalom Results


Homologation: Ranking List

	Name	Country	Categ.	Round 1	Round 2	Overall
1	Fisher Jared	RSA 	-21 M	3.00/58/12.00	3.50/46	758.24
2	Stokes James	RSA 	-21 M	4.50/58/13.00	4.50/58/14.25	708.79
3	Zaaiman Michael	RSA 	-21 M	1.50/58/14.25	0.25/46	609.89
4	Nieuwstadt Matthew	RSA 	-21 M	0.50/58/14.25	1.50/46	598.90
5	Kiesewetter Marco	NAM 	-21 M	0.50/46	2.50/58/16.00	554.95

	Name	Country	Categ.	Round 1	Round 2	Overall
6	Stroberg Tyron	RSA 	-21 M	0.00/46	0.00/46	
6	Visser Gj	RSA 	-21 M	0.00/46	0.00/46	



Open Ladies Slalom Results

Homologation: Ranking List

	Name	Country	Categ.	Round 1	Round 2	Overall
1	Coetzee Tarryn	RSA 	Ope F	0.00/43		


Open Men Slalom Results

Homologation: Ranking List

	Name	Country	Categ.	Round 1	Round 2	Overall
1	Schmidt Luke	NAM 	Ope M	2.25/58/12.00	0.50/58/12.00	750.00
2	Wentzel Travis	RSA 	Ope M	0.00/46		







Over 35 Ladies Slalom Results

Homologation: Ranking List

	Name	Country	Categ.	Round 1	Round 2	Overall
1	Bekker Lizette	RSA 	35+ F	2.25/40	3.00/40	42.55


Over 35 Men Slalom Results

Homologation: Ranking List

	Name	Country	Categ.	Round 1	Round 2	Overall
1	Alexander Robbie	RSA 	35+ M	5.50/55/12.00	3.00/55/13.00	841.18
2	Cambridge Wayne	RSA 	35+ M	3.00/55/13.00	3.00/43	741.18
3	Gordon Craig	*RSA 	35+ M	2.50/55/14.25	1.50/43	664.71
4	De Jongh Dennis	RSA 	35+ M	4.50/43	0.50/55/14.25	641.18
5	Silver Andrew	*RSA 	35+ M	4.50/52	2.00/43	476.47
6	Adams Vaughan	*RSA 	35+ M	6.00/43	4.00/43	70.59

Over 55 Ladies Slalom Results


Homologation: Ranking List

	Name	Country	Categ.	Round 1	Round 2	Overall
1	Johnson Jan	RSA 	55+ F	5.00/52/13.00	2.00/52/14.25	936.51

Chief Judge
Catherine PolomeHomologator
Louis PolomeScorer
Sally Gaze



Under 12 Boys Tricks Results

Homologation: Normal

	Name	Country	Categ.	Round 1	Round 2	Overall
1	Silver Jordon	*RSA 	-12 M	40	40	5.33


Under 14 Girls Tricks Results

Homologation: Normal

	Name	Country	Categ.	Round 1	Round 2	Overall
1	De Jongh Hannah	RSA 	-14 F	1760		267.48
2	Viljoen Robyn	RSA 	-14 F	780	400	118.54



Under 14 Boys Tricks Results

Homologation: Normal

	Name	Country	Categ.	Round 1	Round 2	Overall
1	Kebbel Dieter	NAM 	-14 M	1300	1140	173.10






Under 17 Girls Tricks Results

Homologation: Normal

	Name	Country	Categ.	Round 1	Round 2	Overall
1	Röttcher Natascha	NAM 	-17 F	370	430	49.14
2	Waldschmidt Silja	NAM 	-17 F	200	260	29.71





Under 17 Boys Tricks Results

Homologation: Normal

	Name	Country	Categ.	Round 1	Round 2	Overall
1	Van Der Merwe Eamon	RSA 	-17 M	3050	2170	290.20
2	Fisher Travis	RSA 	-17 M	2090	1720	198.86
3	Sprake Kyron	NAM 	-17 M	1090	620	103.71
4	Zaaiman Duan	RSA 	-17 M	680	940	89.44
5	Stroberg Ryan	RSA 	-17 M	160	200	19.03


Under 21 Men Tricks Results

Homologation: Normal

	Name	Country	Categ.	Round 1	Round 2	Overall
1	Fisher Jared	RSA 	-21 M	3950	3910	338.18
2	Nieuwstadt Matthew	RSA 	-21 M	3240	3160	277.40
3	Kiesewetter Marco	NAM 	-21 M	360	420	35.96
4	Stroberg Tyron	RSA 	-21 M	0	0	

Open Men Tricks Results


Homologation: Normal

	Name	Country	Categ.	Round 1	Round 2	Overall
1	Schmidt Luke	NAM 	Ope M	2510	1640	214.90

Over 35 Ladies Tricks Results





Homologation: Normal

	Name	Country	Categ.	Round 1	Round 2	Overall
--	------	---------	--------	---------	---------	---------

	Name	Country	Categ.	Round 1	Round 2	Overall
1	Bekker Lizette	RSA 	35+ F	1200	870	177.78

Over 35 Men Tricks Results


Homologation: Normal

	Name	Country	Categ.	Round 1	Round 2	Overall
1	De Jongh Dennis	RSA 	35+ M	2880		281.80
2	Cambridge Wayne	RSA 	35+ M	840		82.19
3	Kumm Johann	*RSA 	35+ M	500	410	48.92
4	Adams Vaughan	*RSA 	35+ M	500	260	48.92

Chief Judge
Catherine PolomeHomologator
Louis PolomeScorer
Sally Gaze



Under 14 Boys Jump Results

Homologation: Ranking List

	Name	Country	Categ.	Round 1	Round 2	Overall
1	Kebbel Dieter	NAM 	-14 M	17.2m	18.3m	329.45



Under 17 Boys Jump Results

Homologation: Ranking List

	Name	Country	Categ.	Round 1	Round 2	Overall
1	Sprake Kyron	NAM 	-17 M	25.4m		398.27
2	Van Der Merwe Eamon	RSA 	-17 M	19.1m		261.90


Under 21 Men Jump Results

Homologation: Ranking List

	Name	Country	Categ.	Round 1	Round 2	Overall
1	Nieuwstadt Matthew	RSA 	-21 M	39.8m		539.47
2	Stroberg Tyron	RSA 	-21 M	0.0m	0.0m	


Open Men Jump Results

Homologation: Ranking List

	Name	Country	Categ.	Round 1	Round 2	Overall
1	Schmidt Luke	NAM 	Ope M	39.2m		529.61


Over 35 Ladies Jump Results

Homologation: Ranking List

	Name	Country	Categ.	Round 1	Round 2	Overall
1	Bekker Lizette	RSA 	35+ F	24.1m		477.65



Over 35 Men Jump Results

Homologation: Ranking List


	Name	Country	Categ.	Round 1	Round 2	Overall
1	Camidge Wayne	RSA 	35+ M	31.3m		448.34


Chief Judge
Catherine PolomeHomologator
Louis PolomeScorer
Sally Gaze

Slalom Team classification Team results


	Country	Name	Slalom	Tricks	Jump	Overall
1	 South Africa		3577.69			3577.69
		De Jongh Hannah	481.75			
		Viljoen Robyn	832.12			
		Harris Amy-Lee	582.35			
		Van Der Merwe Eamon*	*950.00			
		Zaaiman Duan	725.00			
		Nieuwstadt Matthew	598.90			
		Fisher Jared	758.24			
		Stokes James	708.79			
		Zaaiman Michael	609.89			
		Wentzel Travis				
		Alexander Robbie*	*841.18			
		De Jongh Dennis	641.18			
		Cambridge Wayne	741.18			
		Johnson Jan*	*936.51			
		Bekker Lizette	42.55			
		Stroberg Ryan				
		Stroberg Tyron				
		Visser GJ				
		Fisher Travis*	*850.00			
		Coetzee Tarryn				
2	 Namibia		3033.17			3033.17
		Kebbel Dieter*	*681.82			
		Rohe Nikita	459.46			
		Röttcher Natascha*	*851.35			
		Waldschmidt Ronja	675.68			
		Kiesewetter Jana	554.05			
		Waldschmidt Silja*	*750.00			
		Sprake Kyron	668.75			
		Kiesewetter Marco	554.95			
		Schmidt Luke*	*750.00			


Tricks Team classification Team results

	Country	Name	Slalom	Tricks	Jump	Overall
1	 South Africa			1187.58		1187.58
		De Jongh Hannah		267.48		
		Viljoen Robyn		118.54		
		Harris Amy-Lee				
		Van Der Merwe Eamon*		*290.20		
		Zaaiman Duan		89.44		
		Nieuwstadt Matthew*		*277.40		
		Fisher Jared*		*338.18		
		Stokes James				
		Zaaiman Michael				
		Wentzel Travis				
		Alexander Robbie				
		De Jongh Dennis*		*281.80		
		Cambridge Wayne		82.19		
		Johnson Jan		226.59		
		Bekker Lizette		177.78		
		Stroberg Ryan		19.03		
		Stroberg Tyron				
		Visser GJ				
		Fisher Travis		198.86		
		Coetzee Tarryn				

Country	Name	Slalom	Tricks	Jump	Overall
2  Namibia			540.85		540.85
	Kebbel Dieter*		*173.10		
	Rohe Nikita				
	Röttcher Natascha*		*49.14		
	Waldschmidt Ronja				
	Kiesewetter Jana				
	Waldschmidt Silja		29.71		
	Sprake Kyron*		*103.71		
	Kiesewetter Marco		35.96		
	Schmidt Luke*		*214.90		

Jump Team classification Team results

Country	Name	Slalom	Tricks	Jump	Overall
1  South Africa				1727.36	1727.36
	De Jongh Hannah				
	Viljoen Robyn				
	Harris Amy-Lee				
	Van Der Merwe Eamon*			*261.90	
	Zaaiman Duan				
	Nieuwstadt Matthew*			*539.47	
	Fisher Jared				
	Stokes James				
	Zaaiman Michael				
	Wentzel Travis				
	Alexander Robbie				
	De Jongh Dennis				
	Camidge Wayne*			*448.34	
	Johnson Jan				
	Bekker Lizette*			*477.65	
	Stroberg Ryan				
	Stroberg Tyron				
	Visser Gj				
	Fisher Travis				
	Coetzee Tarryn				



2  Namibia				1257.33	1257.33
	Kebbel Dieter*			*329.45	
	Rohe Nikita				
	Röttcher Natascha				
	Waldschmidt Ronja				
	Kiesewetter Jana				
	Waldschmidt Silja				
	Sprake Kyron*			*398.27	
	Kiesewetter Marco				
	Schmidt Luke*			*529.61	

Overall Team classification Team results

Country	Name	Slalom	Tricks	Jump	Overall
---------	------	--------	--------	------	---------

All Africa Champs 2012

2002/04/07 - 2012/04/08

Country	Name	Slalom	Tricks	Jump	Overall
1 	South Africa	3577.69	1187.58	1727.36	6492.63
	De Jongh Hannah	481.75	267.48		
	Viljoen Robyn	832.12	118.54		
	Harris Amy-Lee	582.35			
	Van Der Merwe Eamon*	*950.00	*290.20	*261.90	
	Zaaiman Duan	725.00	89.44		
	Nieuwstadt Matthew*	598.90	*277.40	*539.47	
	Fisher Jared*	758.24	*338.18		
	Stokes James	708.79			
	Zaaiman Michael	609.89			
	Wentzel Travis				
	Alexander Robbie*	*841.18			
	De Jongh Dennis*	641.18	*281.80		
	Cambridge Wayne*	741.18	82.19	*448.34	
	Johnson Jan*	*936.51	226.59		
	Bekker Lizette*	42.55	177.78	*477.65	
	Stroberg Ryan		19.03		
	Stroberg Tyron				
	Visser GJ				
	Fisher Travis*	*850.00	198.86		
	Coetzee Tarryn				
2 	Namibia	3033.17	540.85	1257.33	4831.35
	Kebbel Dieter*	*681.82	*173.10	*329.45	
	Rohe Nikita	459.46			
	Röttcher Natascha*	*851.35	*49.14		
	Waldschmidt Ronja	675.68			
	Kiesewetter Jana	554.05			
	Waldschmidt Silja*	*750.00	29.71		
	Sprake Kyron*	668.75	*103.71	*398.27	
	Kiesewetter Marco	554.95	35.96		
	Schmidt Luke*	*750.00	*214.90	*529.61	

Chief Judge
Catherine Polome

Homologator
Louis Polome

Scorer
Sally Gaze