













Open Women Jump Results

Homologation: World record

| | Name | Country | Categ. | Round 1 | Semi Final | Final |
|----|---------------------|---------------------------------------------------------------------------------------|--------|---------------|---------------|---------------|
| 1 | Carroll Jacinta | AUS  | Ope F | 53.8m (177ft) | 50.5m (166ft) | 53.7m (176ft) |
| 2 | Menestrina Jutta | FIN  | Ope F | 46.9m (154ft) | 47.8m (157ft) | 50.3m (165ft) |
| 3 | Mathieu Marion | FRA  | Ope F | 48.7m (160ft) | 49.6m (163ft) | 49.7m (163ft) |
| 4 | Chardin Nancy | FRA  | Ope F | 45.7m (150ft) | 46.3m (152ft) | 47.1m (155ft) |
| 5 | Morgan Lauren | USA  | Ope F | 43.8m (144ft) | 45.7m (150ft) | 46.7m (153ft) |
| 6 | Berdnikava Natallia | BLR  | Ope F | 51.1m (168ft) | 51.7m (170ft) | 46.3m (152ft) |
| 7 | Mcclintock Whitney | CAN  | Ope F | 44.4m (146ft) | 44.9m (147ft) | |
| 8 | Rauchenwald Tina | AUT  | Ope F | 43.3m (142ft) | 44.9m (147ft) | |
| 9 | Griffiths Stephanie | AUS  | Ope F | 40.8m (134ft) | | |
| 10 | Haw Makayla | USA  | Ope F | 39.9m (131ft) | | |
| 11 | Miller Katelyn | AUS  | Ope F | 39.2m (129ft) | | |
| 12 | Wooderson Casey | AUS  | Ope F | 36.1m (118ft) | | |

Chief Judge
Jeff SmithHomologator
Nigel TalamoScorer
Dana Garcia