



Under 10 Girls Slalom Results

Homologation: Ranking List

	Name	Country	Category	Preliminary Round	Final B	Final A	Overall
1	Pollard Summer	*GBR 	-10 F	5.00/31		1.00/34	13.00


Under 10 Boys Slalom Results

Homologation: Ranking List

	Name	Country	Category	Preliminary Round	Final B	Final A	Overall
1	Crossland Harrison	GBR 	-10 M	3.00/49/14.25		3.00/49/14.25	1000.00


Under 12 Girls Slalom Results

Homologation: Ranking List

	Name	Country	Category	Preliminary Round	Final B	Final A	Overall
1	Gamski Stella	*GBR 	-12 F	2.00/52		4.00/52	40.00



Under 12 Boys Slalom Results

Homologation: Ranking List

	Name	Country	Category	Preliminary Round	Final B	Final A	Overall
1	Pollard Noah	GBR 	-12 M	2.50/52/14.25		1.00/52/14.25	1000.00


Under 14 Girls Slalom Results

Homologation: Ranking List

	Name	Country	Category	Preliminary Round	Final B	Final A	Overall
1	Lee Molly	*GBR 	-14 F	2.00/55/16.00		1.00/55/14.25	1113.64
2	Scutt Emma	GBR 	-14 F	2.00/55/16.00		1.50/55/18.25	1000.00







Under 14 Boys Slalom Results

Homologation: Ranking List

	Name	Country	Category	Preliminary Round	Final B	Final A	Overall
1	Parkin Tom	*GBR 	-14 M	0.00/43	1.50/55/14.25		37.50





Under 17 Girls Slalom Results



Homologation: Ranking List

	Name	Country	Category	Preliminary Round	Final B	Final A	Overall
1	Nutt Katie	GBR 	-17 F	3.50/55/12.00		3.00/55/12.00	1000.00
2	Yorke-Davies Saba	GBR 	-17 F	3.00/55/13.00		4.00/55/13.00	904.35
3	Hutchison Georgina	*GBR 	-17 F	4.50/55/14.25		2.50/55/13.00	878.26
4	Dickinson Jenny	*GBR 	-17 F	5.00/55/18.25		4.50/55/16.00	704.35
5	Fearn Georgia	GBR 	-17 F	3.50/55/18.25		2.00/52	582.61
6	Finnegan Liviya	*GBR 	-17 F	4.00/52	3.00/52		486.96

Under 17 Boys Slalom Results






Homologation: Ranking List

	Name	Country	Category	Preliminary Round	Final B	Final A	Overall
1	Turp Benjamin	GBR 	-17 M	0.50/58/11.25		2.00/58/11.25	1000.00
2	Emmett Charlie	*GBR 	-17 M	1.50/58/12.00		4.00/58/13.00	870.00
3	Robinson Marcus	GBR 	-17 M	4.00/58/13.00		2.00/58/13.00	800.00
4	Hunter Sam	*GBR 	-17 M	0.50/58/14.25		1.00/58/13.00	740.00

	Name	Country	Category	Preliminary Round	Final B	Final A	Overall
5	Bates Jonah	*GBR 	-17 M	4.00/55/18.25		5.00/55/18.25	340.00
6	Scutt Oli	GBR 	-17 M	3.50/49	3.00/58/14.25		660.00









Under 21 Ladies Slalom Results

Homologation: Ranking List

	Name	Country	Category	Preliminary Round	Final B	Final A	Overall
1	Outram Sanchia	GBR 	-21 F	3.50/55/12.00		2.00/55/12.00	1000.00
2	Colverd Jodie	*GBR 	-21 F	1.00/55/13.00		2.00/55/14.25	813.19
3	Bates Sophie	*GBR 	-21 F	1.50/55/16.00		2.00/55/14.25	703.30
4	Carter Lucy	*GBR 	-21 F	2.00/55/18.25		1.50/55/14.25	692.31
5	Jones Sophie	GBR 	-21 F	2.00/55/14.25		2.50/55/16.00	703.30


Under 21 Men Slalom Results

Homologation: Ranking List

	Name	Country	Category	Preliminary Round	Final B	Final A	Overall
1	Poland Joel	*GBR 	-21 M	2.00/58/10.75		4.00/58/10.75	1022.22
2	Hazelwood Robert	GBR 	-21 M	3.00/58/10.75		2.00/58/10.75	1000.00
3	Poole Thomas	GBR 	-21 M	3.50/58/11.25		2.00/58/10.75	977.78
4	Spavin Harry	GBR 	-21 M	4.00/58/11.25		5.00/58/12.00	888.89
5	Heath Calum	*GBR 	-21 M	3.50/58/11.25		3.50/58/12.00	877.78
6	Young Harry	GBR 	-21 M	1.50/58/12.00	2.50/58/13.00		700.00
7	Hazelwood Benjamin	GBR 	-21 M	3.00/58/13.00	1.50/58/13.00		600.00
8	Critchley Jack	GBR 	-21 M	2.50/58/12.00			722.22

Under 10 Boys Tricks Results

Homologation: Ranking List

	Name	Country	Category	Preliminary Round	Final B	Final A	Overall
1	Crossland Harrison	GBR 	-10 M	1790		1570	1000.00




Under 12 Boys Tricks Results

Homologation: Ranking List

	Name	Country	Category	Preliminary Round	Final B	Final A	Overall
1	Pollard Noah	GBR 	-12 M	940		1090	1000.00

Under 14 Girls Tricks Results

Homologation: Ranking List

	Name	Country	Category	Preliminary Round	Final B	Final A	Overall
1	Scutt Emma	GBR 	-14 F	2070		2070	1000.00
2	Lee Molly	*GBR 	-14 F	1080		1090	526.57
3	Roberts Lucy	GBR 	-14 F	1650			797.10


Under 14 Boys Tricks Results




Homologation: Ranking List

	Name	Country	Category	Preliminary Round	Final B	Final A	Overall
1	Parkin Tom	*GBR 	-14 M	2650		3070	3070.00

Under 17 Girls Tricks Results




Homologation: Ranking List

	Name	Country	Category	Preliminary Round	Final B	Final A	Overall
1	Nutt Katie	GBR 	-17 F	3850		4000	1000.00

	Name	Country	Category	Preliminary Round	Final B	Final A	Overall
2	Hutchison Georgina	*GBR 	-17 F	2300		2010	575.00
3	Yorke-Davies Saba	GBR 	-17 F	1320		690	330.00
4	Fearn Georgia	GBR 	-17 F	350		200	87.50




Under 17 Boys Tricks Results

Homologation: Ranking List

	Name	Country	Category	Preliminary Round	Final B	Final A	Overall
1	Turp Benjamin	GBR 	-17 M	4500		4650	1000.00
2	Robinson Marcus	GBR 	-17 M	2640		3180	683.87
3	Scutt Oli	GBR 	-17 M	2640		2840	610.75









Under 21 Ladies Tricks Results

Homologation: Ranking List

	Name	Country	Category	Preliminary Round	Final B	Final A	Overall
1	Outram Sanchia	GBR 	-21 F	4550		3270	1000.00
2	Jones Sophie	GBR 	-21 F	3090		3150	692.31
3	Colverd Jodie	*GBR 	-21 F	2200		2000	483.52



Under 21 Men Tricks Results

Homologation: Ranking List

	Name	Country	Category	Preliminary Round	Final B	Final A	Overall
1	Poland Joel	*GBR 	-21 M	10020		10020	1247.82
2	Hazelwood Robert	GBR 	-21 M	7880		8030	1000.00
3	Spavin Harry	GBR 	-21 M	4750		6800	846.82
4	Heath Calum	*GBR 	-21 M	6310		5890	785.80
5	Poole Thomas	GBR 	-21 M	5620		5420	699.88
6	Hazelwood Benjamin	GBR 	-21 M	3440	3480		433.37
7	Young Harry	GBR 	-21 M	1830	2130		265.26
8	Critchley Jack	GBR 	-21 M	450			56.04


Under 14 Girls Jump Results

Homologation: Ranking List

	Name	Country	Category	Preliminary Round	Final B	Final A	Overall
1	Scutt Emma	GBR 	-14 F	21.0m		21.2m	1000.00
2	Roberts Lucy	GBR 	-14 F	18.1m			781.69




Under 14 Boys Jump Results

Homologation: Ranking List

	Name	Country	Category	Preliminary Round	Final B	Final A	Overall
1	Parkin Tom	*GBR 	-14 M	36.5m		36.2m	26.50




Under 17 Girls Jump Results

Homologation: Ranking List

	Name	Country	Category	Preliminary Round	Final B	Final A	Overall
1	Nutt Katie	GBR 	-17 F	28.7m		28.8m	1000.00
2	Fearn Georgia	GBR 	-17 F	20.8m		22.5m	711.01
3	Yorke-Davies Saba	GBR 	-17 F	12.2m		14.1m	325.69



Under 17 Boys Jump Results

Homologation: Ranking List

	Name	Country	Categ.	Preliminary Round	Final B	Final A	Overall
1	Turp Benjamin	GBR 	-17 M	34.7m		37.1m	1000.00
2	Robinson Marcus	GBR 	-17 M	35.6m		35.8m	952.03
3	Scutt Oli	GBR 	-17 M	31.5m		34.3m	896.68







Under 21 Ladies Jump Results

Homologation: Ranking List


	Name	Country	Categ.	Preliminary Round	Final B	Final A	Overall
1	Outram Sanchia	GBR 	-21 F	38.4m		37.7m	1000.00
2	Jones Sophie	GBR 	-21 F	28.5m		30.4m	745.22

Under 21 Men Jump Results


Homologation: Ranking List

	Name	Country	Categ.	Preliminary Round	Final B	Final A	Overall
1	Critchley Jack	GBR 	-21 M	66.1m		67.5m	1000.00
2	Hazelwood Robert	GBR 	-21 M	59.1m		59.6m	862.61
3	Spavin Harry	GBR 	-21 M	56.9m		53.7m	815.65
4	Poole Thomas	GBR 	-21 M	48.6m		47.8m	671.30
5	Hazelwood Benjamin	GBR 	-21 M	47.9m		47.2m	659.13
6	Young Harry	GBR 	-21 M	47.6m	47.1m		653.91


Under 10 Boys Overall Results

	Name	Country	Categ.	Slalom	Tricks	Jump	Overall
1	Crossland Harrison	GBR 	-10 M	1000.00	1000.00		2000.00



Under 12 Boys Overall Results

	Name	Country	Categ.	Slalom	Tricks	Jump	Overall
1	Pollard Noah	GBR 	-12 M	1000.00	1000.00		2000.00




Under 14 Girls Overall Results

	Name	Country	Categ.	Slalom	Tricks	Jump	Overall
1	Scutt Emma	GBR 	-14 F	1000.00	1000.00	1000.00	3000.00



Under 17 Girls Overall Results

	Name	Country	Categ.	Slalom	Tricks	Jump	Overall
1	Nutt Katie	GBR 	-17 F	1000.00	1000.00	1000.00	3000.00
2	Yorke-Davies Saba	GBR 	-17 F	904.35	330.00	325.69	1560.04
3	Fearn Georgia	GBR 	-17 F	582.61	87.50	711.01	1381.12







Under 17 Boys Overall Results

	Name	Country	Categ.	Slalom	Tricks	Jump	Overall
1	Turp Benjamin	GBR 	-17 M	1000.00	1000.00	1000.00	3000.00
2	Robinson Marcus	GBR 	-17 M	800.00	683.87	952.03	2435.90
3	Scutt Oli	GBR 	-17 M	70.00	610.75	896.68	1577.43

Under 21 Ladies Overall Results

	Name	Country	Categ.	Slalom	Tricks	Jump	Overall
1	Outram Sanchia	GBR 	-21 F	1000.00	1000.00	1000.00	3000.00
2	Jones Sophie	GBR 	-21 F	703.30	692.31	745.22	2140.83

Under 21 Men Overall Results

	Name	Country	Categ.	Slalom	Tricks	Jump	Overall
1	Hazelwood Robert	GBR 	-21 M	1000.00	1000.00	862.61	2862.61
2	Spavin Harry	GBR 	-21 M	888.89	846.82	815.65	2551.36
3	Poole Thomas	GBR 	-21 M	977.78	699.88	671.30	2348.96
4	Critchley Jack	GBR 	-21 M	722.22	56.04	1000.00	1778.26
5	Hazelwood Benjamin	GBR 	-21 M	600.00	428.39	659.13	1687.52
6	Young Harry	GBR 	-21 M	700.00	227.90	653.91	1581.81

Chief Judge
Kelly GavinHomologator
Talamo NigelScorer
Heath Gill