





Under 10 Girls Slalom Results

Homologation: Ranking List

	Name	Country	Categ.	Preliminary	Final	Overall
1	Cosgrove Isabel	*GBR 	-10 F	4.50/37	1.00/25	22.50


Under 10 Boys Slalom Results

Homologation: Ranking List

	Name	Country	Categ.	Preliminary	Final	Overall
1	Dautigny Raphael	GBR 	-10 M	1.00/49/14.25	1.00/49/14.25	1000.00
2	Cosgrove James	*GBR 	-10 M	2.50/49	1.00/49/16.00	890.91
3	Campbell Charlie	*GBR 	-10 M	3.00/40	1.00/40	490.91





Under 12 Girls Slalom Results

Homologation: Ranking List

	Name	Country	Categ.	Preliminary	Final	Overall
1	Pollard Summer	*GBR 	-12 F	2.00/49	3.00/46	44.00




Under 12 Boys Slalom Results

Homologation: Ranking List

	Name	Country	Categ.	Preliminary	Final	Overall
1	Rose Myles	GBR 	-12 M	4.00/52/14.25	3.00/52/14.25	1000.00
2	Withers Oscar	*GBR 	-12 M	4.00/52	2.50/52	812.50
3	Burrows Aidan	*GBR 	-12 M	2.00/49	5.00/46	687.50
4	Turp Sebastian	GBR 	-12 M	0.00/28		










Under 14 Girls Slalom Results

Homologation: Ranking List

	Name	Country	Categ.	Preliminary	Final	Overall
1	Deste Lilli	GBR 	-14 F	1.00/52/13.00	2.00/52/13.00	1000.00
2	Gamski Stella	*GBR 	-14 F	1.50/52/14.25	3.00/52/14.25	900.00
3	Halford Danielle	GBR 	-14 F	3.00/52/16.00	2.00/52/14.25	880.00









Under 14 Boys Slalom Results

Homologation: Ranking List

	Name	Country	Categ.	Preliminary	Final	Overall
1	Pollard Noah	GBR 	-14 M	0.50/55/13.00	4.00/55/13.00	1000.00
2	Parkin Tom	GBR 	-14 M	3.50/55/14.25	3.50/55/14.25	887.93
3	Solman Freddie	*GBR 	-14 M	4.00/55/18.25	2.50/55/18.25	689.66
4	Marshall Dan	*GBR 	-14 M	1.50/55/16.00	1.50/55/18.25	750.00
5	Newsome Edward	*GBR 	-14 M	4.00/49	1.25/52	538.79
6	Newsome Toby	*GBR 	-14 M	3.00/49		465.52
7	Shanahan William	*GBR 	-14 M	1.00/40		120.69
8	Fearn Jaxon	GBR 	-14 M	5.00/37		86.21
9	Douglas Robbie	*GBR 	-14 M	4.50/37		77.59




Under 17 Girls Slalom Results

Homologation: Ranking List

	Name	Country	Categ.	Preliminary	Final	Overall
1	Yorke-Davies Saba	*GBR 	-17 F	4.00/55/14.25	2.00/55/12.00	1056.60
2	Lee Molly	GBR 	-17 F	3.00/55/13.00	5.00/55/13.00	1000.00
3	Newsome Emily	GBR 	-17 F	3.50/55/14.25	3.00/55/13.00	962.26
4	Turp Matilda	GBR 	-17 F	2.00/55/14.25	5.00/55/14.25	886.79
5	Whaling Amy	GBR 	-17 F	2.00/55/14.25	3.50/55/18.25	830.19
6	Roberts Lucy	GBR 	-17 F	4.00/55/16.00		754.72
7	Scutt Emma	GBR 	-17 F	2.50/55/18.25		613.21
8	Thornton Christina	*GBR 	-17 F	2.00/52		490.57




Under 17 Boys Slalom Results

Homologation: Ranking List

	Name	Country	Categ.	Preliminary	Final	Overall
1	Jays Danny	GBR 	-17 M	1.50/58/11.25	3.00/58/12.00 <small>(Tie break: 1.00/58/11.25)</small>	1000.00
2	Robinson Marcus	GBR 	-17 M	4.00/58/13.00	3.00/58/12.00 <small>(Tie break: 2.00/58/12.00)</small>	909.09
3	Howard George	*GBR 	-17 M	1.50/58/18.25	2.00/58/16.00	525.25









Under 21 Women Slalom Results

Homologation: Ranking List

	Name	Country	Categ.	Preliminary	Final	Overall
1	Nutt Katie	*GBR 	-21 F	5.00/55/12.00	1.50/55/12.00	47.00
2	Hutchison Georgina	*GBR 	-21 F	4.00/55/14.25	2.50/55/14.25	34.00
3	Fearn Georgia	GBR 	-21 F	0.00/46		


Under 21 Men Slalom Results

Homologation: Ranking List

	Name	Country	Categ.	Preliminary	Final	Overall
1	Hazelwood Robert	GBR 	-21 M	1.50/58/10.75	3.00/58/10.75	1000.00
2	Poland Joel	GBR 	-21 M	2.50/58/11.25	1.50/58/10.75	966.67
3	Emmett Charlie	*GBR 	-21 M	2.00/58/11.25	2.00/58/11.25	844.44
4	Turp Benjamin	GBR 	-21 M	0.00/58/11.25	1.50/58/11.25	833.33
5	Young Harry	GBR 	-21 M	2.00/58/12.00	0.50/58/11.25	811.11
6	Dyson Harvey	*GBR 	-21 M	4.00/58/13.00		622.22
7	Bates Jonah	*GBR 	-21 M	3.50/58/13.00		611.11
8	Irving Bradley	*GBR 	-21 M	2.50/58/14.25		455.56




Over 35 Ladies Slalom Results

Homologation: Ranking List

	Name	Country	Categ.	Preliminary	Final	Overall
1	Atkins Kelly	GBR 	35+ F	4.50/55/14.25	1.00/55/12.00	1000.00






Over 35 Men Slalom Results

Homologation: Ranking List

	Name	Country	Categ.	Preliminary	Final	Overall
1	Asher Thomas	GBR 	35+ M	4.50/55/11.25	0.00/55/11.25	1000.00
2	Dodson Sam	*GBR 	35+ M	5.50/49	3.50/55/13.00	720.43
3	James Peter	*GBR 	35+ M	2.25/49	3.00/55/18.25	322.58








Over 45 Ladies Slalom Results

Homologation: Ranking List

	Name	Country	Categ.	Preliminary	Final	Overall
1	Webster Helen	*GBR 	45+ F	1.00/55/13.00	1.50/55/13.00	2121.95
2	Stephenson Beverley	*GBR 	45+ F	4.00/55/16.00	3.00/55/16.00	1658.54
3	Campbell Felicity	GBR 	45+ F	4.00/49	2.50/52	1000.00
4	Fearn Adele	GBR 	45+ F	3.00/49	4.00/49	780.49
5	Hinton Michelle	*GBR 	45+ F	4.00/52	1.50/43	1073.17




Over 45 Men Slalom Results

Homologation: Ranking List

	Name	Country	Categ.	Preliminary	Final	Overall
1	Jackson Lee	*GBR 	45+ M	1.00/55/11.25	2.00/55/11.25 <small>(Tie break: 3.00/55/11.25)</small>	1136.36
2	Nutt David	*GBR 	45+ M	4.00/55/11.25	2.00/55/11.25 <small>(Tie break: 3.50/55/12.00)</small>	1181.82
3	Scott-Ely Stuart	*GBR 	45+ M	2.00/55/11.25	2.00/55/11.25 <small>(Tie break: 1.50/55/12.00)</small>	1136.36
4	Singleton Chris	GBR 	45+ M	2.00/55/12.00	0.50/55/12.00	1000.00
5	Stephenson Jeremy	*GBR 	45+ M	4.50/55/13.00	4.50/55/13.00	920.45
6	Midmore Ian	*GBR 	45+ M	3.50/55/13.00		897.73
7	Wooldridge Simon	GBR 	45+ M	5.00/55/16.00		659.09











Over 55 Ladies Slalom Results

Homologation: Ranking List

	Name	Country	Categ.	Preliminary	Final	Overall
1	Winter Hilary	*GBR 	55+ F	5.00/52/13.00	5.00/52/13.00	1093.02
2	Moore Jane	*GBR 	55+ F	3.00/52/13.00	4.50/52/13.00	1081.40
3	Hazelwood Kate	GBR 	55+ F	1.00/52/13.00	3.00/52/14.25	1000.00



Over 55 Men Slalom Results

Homologation: Ranking List

	Name	Country	Categ.	Preliminary	Final	Overall
1	Hazelwood Timothy	GBR 	55+ M	2.00/55/10.75	2.50/55/11.25	1000.00
2	Wilkinson Jonathon	*GBR 	55+ M	3.00/55/11.25	1.00/55/11.25	919.35
3	Hazelwood Mick	GBR 	55+ M	1.00/55/11.25	1.00/55/12.00	887.10
4	Lukic Dusko	*GBR 	55+ M	0.00/55/13.00	4.00/55/13.00	741.94
5	Winter Martin	*GBR 	55+ M	5.00/55/14.25	5.00/55/14.25	661.29
6	Jones Keith	*GBR 	55+ M	3.50/55/14.25	4.50/55/16.00	637.10
7	Bennett Richard	GBR 	55+ M	4.50/55/18.25		459.68
8	Ratledge Craig	*GBR 	55+ M	1.50/43		24.19
9	Allman Nick	*GBR 	55+ M	1.00/43		16.13
10	Rowlands Rodney	GBR 	55+ M	0.50/43		8.06






Over 65 Ladies Slalom Results

Homologation: Ranking List

	Name	Country	Categ.	Preliminary	Final	Overall
1	Worship Carol	*GBR 	65+ F	3.00/49/16.00	2.00/49	33.00
2	Thompson Juliet	*GBR 	65+ F	4.00/40	5.00/40	11.00


Over 65 Men Slalom Results

Homologation: Ranking List

	Name	Country	Categ.	Preliminary	Final	Overall
1	Cohen Jonathan	*GBR 	65+ M	3.50/52/12.00	3.50/52/11.25	1292.13
2	Hornagold Mike Snr	*GBR 	65+ M	3.00/52/13.00	1.00/52/12.00	1101.12
3	Philips John	GBR 	65+ M	1.50/52/13.00	2.50/52/13.00	1000.00
4	Hurley Stan	*GBR 	65+ M	3.00/52	1.00/52/16.00	696.63
5	Hawley David	GBR 	65+ M	2.00/52/16.00	4.50/52	719.10



Under 10 Boys Tricks Results

Homologation: Ranking List

	Name	Country	Categ.	Preliminary	Final	Overall
1	Dautigny Raphael	GBR 	-10 M	80	170	1000.00




Under 12 Boys Tricks Results

Homologation: Ranking List

	Name	Country	Categ.	Preliminary	Final	Overall
1	Turp Sebastian	GBR 	-12 M	1500	1500	1000.00
2	Rose Myles	GBR 	-12 M	1120	1120	746.67






Under 14 Girls Tricks Results

Homologation: Ranking List

	Name	Country	Categ.	Preliminary	Final	Overall
1	Halford Danielle	GBR 	-14 F	1620	2070	1000.00
2	Deste Lilli	GBR 	-14 F	940	1380	666.67
3	Gamski Stella	*GBR 	-14 F	690	510	333.33








Under 14 Boys Tricks Results

Homologation: Ranking List

	Name	Country	Categ.	Preliminary	Final	Overall
1	Parkin Tom	GBR 	-14 M	5510	5510	1000.00
2	Pollard Noah	GBR 	-14 M	2040	1640	370.24
3	Newsome Edward	*GBR 	-14 M	320	370	67.15
4	Shanahan William	*GBR 	-14 M	310	200	56.26
5	Fearn Jaxon	GBR 	-14 M	160	100	29.04



Under 17 Girls Tricks Results

Homologation: Ranking List

	Name	Country	Categ.	Preliminary	Final	Overall
1	Roberts Lucy	GBR 	-17 F	3620	3770	1000.00
2	Lee Molly	GBR 	-17 F	2720	3110	824.93
3	Scutt Emma	GBR 	-17 F	2670	2910	771.88
4	Whaling Amy	GBR 	-17 F	990	1790	474.80
5	Turp Matilda	GBR 	-17 F	910	780	241.38
6	Newsome Emily	GBR 	-17 F	900		238.73
7	Thornton Christina	*GBR 	-17 F	680		180.37




Under 17 Boys Tricks Results

Homologation: Ranking List

	Name	Country	Categ.	Preliminary	Final	Overall
1	Robinson Marcus	GBR 	-17 M	3450	3250	1000.00
2	Jays Danny	GBR 	-17 M	2000	1770	579.71





Under 21 Women Tricks Results

Homologation: Ranking List

	Name	Country	Categ.	Preliminary	Final	Overall
1	Nutt Katie	*GBR 	-21 F	3570	2980	2028.41
2	Hutchison Georgina	*GBR 	-21 F	2300	2300	1306.82
3	Fearn Georgia	GBR 	-21 F	1760	1700	1000.00



Under 21 Men Tricks Results

Homologation: Ranking List

	Name	Country	Categ.	Preliminary	Final	Overall
1	Hazelwood Robert	GBR 	-21 M	6230	9140	1000.00
2	Poland Joel	GBR 	-21 M	8670	8600	948.58
3	Turp Benjamin	GBR 	-21 M	5840	5110	638.95
4	Young Harry	GBR 	-21 M	1850	1920	210.07


Over 35 Ladies Tricks Results

Homologation: Ranking List

	Name	Country	Categ.	Preliminary	Final	Overall
1	Ellis Claire	*GBR 	35+ F	1880	1750	1080.46
2	Atkins Kelly	GBR 	35+ F	1540	1740	1000.00



Over 35 Men Tricks Results

Homologation: Ranking List

	Name	Country	Categ.	Preliminary	Final	Overall
1	Asher Thomas	GBR 	35+ M	5020	4160	1000.00





Over 45 Ladies Tricks Results

Homologation: Ranking List

	Name	Country	Categ.	Preliminary	Final	Overall
1	Campbell Felicity	GBR 	45+ F	600	680	1000.00
2	Fearn Adele	GBR 	45+ F	680	400	1000.00


Over 45 Men Tricks Results

Homologation: Ranking List

	Name	Country	Categ.	Preliminary	Final	Overall
1	Midmore Ian	*GBR 	45+ M	1780	1320	903.55
2	Singleton Chris	GBR 	45+ M	1970	1220	1000.00
3	Jackson Lee	*GBR 	45+ M	1280	1170	649.75
4	Wooldridge Simon	GBR 	45+ M	820	880	446.70






Over 55 Ladies Tricks Results

Homologation: Ranking List

	Name	Country	Categ.	Preliminary	Final	Overall
1	Hazelwood Kate	GBR 	55+ F	1290	1120	1000.00



Over 55 Men Tricks Results

Homologation: Ranking List

	Name	Country	Categ.	Preliminary	Final	Overall
1	Hazelwood Mick	GBR 	55+ M	3620	3650	1000.00
2	Hazelwood Timothy	GBR 	55+ M	2380	2700	739.73
3	Jones Keith	*GBR 	55+ M	1390	1690	463.01
4	Rowlands Rodney	GBR 	55+ M	580	580	158.90
5	Bennett Richard	GBR 	55+ M	830	410	227.40





Over 65 Ladies Tricks Results

Homologation: Ranking List

	Name	Country	Categ.	Preliminary	Final	Overall
1	Worship Carol	*GBR 	65+ F	580	500	580.00
2	Thompson Juliet	*GBR 	65+ F	400	480	480.00



Over 65 Men Tricks Results

Homologation: Ranking List

	Name	Country	Categ.	Preliminary	Final	Overall
1	Hawley David	GBR 	65+ M	1230	1200	1000.00
2	Philips John	GBR 	65+ M	840	1160	943.09
3	Hornagold Mike Snr	*GBR 	65+ M	480	560	455.28
4	Hurley Stan	*GBR 	65+ M	320	440	357.72



Under 12 Boys Jump Results

Homologation: Ranking List

	Name	Country	Categ.	Preliminary	Final	Overall
1	Rose Myles	GBR 	-12 M	18.2m	18.2m	1000.00
2	Fearn Charlie	*GBR 	-12 M	10.5m	10.4m	60.98




Under 14 Girls Jump Results

Homologation: Ranking List

	Name	Country	Categ.	Preliminary	Final	Overall
1	Halford Danielle	GBR 	-14 F	15.4m	15.8m	1000.00
2	Deste Lilli	GBR 	-14 F	14.2m	15.1m	920.45







Under 14 Boys Jump Results

Homologation: Ranking List

	Name	Country	Categ.	Preliminary	Final	Overall
1	Parkin Tom	GBR 	-14 M	40.0m	41.5m	1000.00
2	Pollard Noah	GBR 	-14 M	17.3m	16.9m	231.75
3	Fearn Jaxon	GBR 	-14 M	12.9m	14.1m	130.16



Under 17 Girls Jump Results

Homologation: Ranking List

	Name	Country	Categ.	Preliminary	Final	Overall
1	Roberts Lucy	GBR 	-17 F	30.7m	32.1m	1000.00
2	Scutt Emma	GBR 	-17 F	26.0m	27.3m	808.76
3	Whaling Amy	GBR 	-17 F	19.3m	21.8m	589.64
4	Turp Matilda	GBR 	-17 F	20.1m	21.7m	585.66
5	Lee Molly	GBR 	-17 F	20.6m	21.4m	573.71
6	Newsome Emily	GBR 	-17 F	12.3m		211.16


Under 17 Boys Jump Results

Homologation: Ranking List

	Name	Country	Categ.	Preliminary	Final	Overall
1	Robinson Marcus	GBR 	-17 M	37.0m	39.2m	1000.00
2	Jays Danny	GBR 	-17 M	28.3m	29.5m	667.81





Under 21 Women Jump Results

Homologation: Ranking List

	Name	Country	Categ.	Preliminary	Final	Overall
1	Fearn Georgia	GBR 	-21 F	29.6m	30.5m	1000.00


Under 21 Men Jump Results

Homologation: Ranking List

	Name	Country	Categ.	Preliminary	Final	Overall
1	Hazelwood Robert	GBR 	-21 M	59.1m	58.9m	899.27
2	Poland Joel	GBR 	-21 M	64.6m	57.9m	1000.00
3	Young Harry	GBR 	-21 M	49.2m	50.1m	734.43
4	Turp Benjamin	GBR 	-21 M	43.3m	42.2m	609.89


Over 35 Ladies Jump Results

Homologation: Ranking List

	Name	Country	Categ.	Preliminary	Final	Overall
1	Atkins Kelly	GBR 	35+ F	16.4m	17.5m	1000.00



Over 35 Men Jump Results

Homologation: Ranking List

	Name	Country	Categ.	Preliminary	Final	Overall
1	Asher Thomas	GBR 	35+ M	54.9m	57.6m	1000.00


Over 45 Ladies Jump Results

Homologation: Ranking List



	Name	Country	Categ.	Preliminary	Final	Overall
1	Fearn Adele	GBR 	45+ F	16.3m	17.7m	1000.00
2	Campbell Felicity	GBR 	45+ F	12.4m	14.7m	719.63

Over 45 Men Jump Results

Homologation: Ranking List


	Name	Country	Categ.	Preliminary	Final	Overall
1	Singleton Chris	GBR 	45+ M	49.1m	48.7m	1000.00

22/08/2019 - 26/08/2019

	Name	Country	Categ.	Preliminary	Final	Overall
2	Jackson Lee	*GBR 	45+ M	18.3m	18.1m	212.28
3	Wooldridge Simon	GBR 	45+ M	13.3m	14.6m	117.65





Over 55 Ladies Jump Results

Homologation: Ranking List

	Name	Country	Categ.	Preliminary	Final	Overall
1	Hazelwood Kate	GBR 	55+ F	17.8m	17.7m	1000.00



Over 55 Men Jump Results

Homologation: Ranking List


	Name	Country	Categ.	Preliminary	Final	Overall
1	Hazelwood Timothy	GBR 	55+ M	45.4m	46.5m	1000.00
2	Hazelwood Mick	GBR 	55+ M	27.4m	31.1m	578.08
3	Bennett Richard	GBR 	55+ M	18.3m	21.3m	309.59
4	Rowlands Rodney	GBR 	55+ M	13.1m	11.7m	84.93

Over 65 Men Jump Results


Homologation: Ranking List

	Name	Country	Categ.	Preliminary	Final	Overall
1	Philips John	GBR 	65+ M	24.3m	25.7m	1000.00
2	Hawley David	GBR 	65+ M	22.5m	0.00m	796.18



Under 10 Boys Overall Results

	Name	Country	Categ.	Slalom	Tricks	Jump	Overall
1	Dautigny Raphael	GBR 	-10 M	1000.00	1000.00		2000.00




Under 12 Boys Overall Results

	Name	Country	Categ.	Slalom	Tricks	Jump	Overall
1	Rose Myles	GBR 	-12 M	1000.00	746.67	1000.00	1746.67

Under 14 Girls Overall Results







	Name	Country	Categ.	Slalom	Tricks	Jump	Overall
1	Halford Danielle	GBR 	-14 F	880.00	1000.00	1000.00	2880.00
2	Deste Lilli	GBR 	-14 F	1000.00	666.67	920.45	2587.12

Under 14 Boys Overall Results



	Name	Country	Categ.	Slalom	Tricks	Jump	Overall
1	Parkin Tom	GBR 	-14 M	887.93	1000.00	1000.00	2887.93
2	Pollard Noah	GBR 	-14 M	1000.00	370.24	231.75	1601.99
3	Fearn Jaxon	GBR 	-14 M	86.21	29.04	130.16	245.41

22/08/2019 - 26/08/2019





Under 17 Girls Overall Results

	Name	Country	Categ.	Slalom	Tricks	Jump	Overall
1	Roberts Lucy	GBR 	-17 F	754.72	1000.00	1000.00	2754.72
2	Lee Molly	GBR 	-17 F	1000.00	824.93	573.71	2398.64
3	Scutt Emma	GBR 	-17 F	613.21	771.88	808.76	2193.85
4	Whaling Amy	GBR 	-17 F	830.19	474.80	589.64	1894.63
5	Turp Matilda	GBR 	-17 F	886.79	241.38	585.66	1713.83
6	Newsome Emily	GBR 	-17 F	962.26	238.73	211.16	1412.15


Under 17 Boys Overall Results

	Name	Country	Categ.	Slalom	Tricks	Jump	Overall
1	Robinson Marcus	GBR 	-17 M	909.09	1000.00	1000.00	2909.09
2	Jays Danny	GBR 	-17 M	1000.00	579.71	667.81	2247.52


Under 21 Men Overall Results

	Name	Country	Categ.	Slalom	Tricks	Jump	Overall
1	Poland Joel	GBR 	-21 M	966.67	948.58	1000.00	2915.25
2	Hazelwood Robert	GBR 	-21 M	1000.00	1000.00	899.27	2899.27
3	Turp Benjamin	GBR 	-21 M	833.33	638.95	609.89	2082.17
4	Young Harry	GBR 	-21 M	811.11	210.07	734.43	1755.61



Over 35 Ladies Overall Results

	Name	Country	Categ.	Slalom	Tricks	Jump	Overall
1	Atkins Kelly	GBR 	35+ F	1000.00	1000.00	1000.00	3000.00




Over 35 Men Overall Results

	Name	Country	Categ.	Slalom	Tricks	Jump	Overall
1	Asher Thomas	GBR 	35+ M	1000.00	1000.00	1000.00	3000.00


Over 45 Ladies Overall Results

	Name	Country	Categ.	Slalom	Tricks	Jump	Overall
1	Fearn Adele	GBR 	45+ F	780.49	1000.00	1000.00	2780.49
2	Campbell Felicity	GBR 	45+ F	1000.00	1000.00	719.63	2719.63





Over 45 Men Overall Results

	Name	Country	Categ.	Slalom	Tricks	Jump	Overall
1	Singleton Chris	GBR 	45+ M	1000.00	1000.00	1000.00	3000.00
2	Jackson Lee	*GBR 	45+ M	1136.36	649.75	212.28	1998.39
3	Wooldridge Simon	GBR 	45+ M	659.09	446.70	117.65	1223.44



Over 55 Ladies Overall Results

	Name	Country	Categ.	Slalom	Tricks	Jump	Overall
1	Hazelwood Kate	GBR 	55+ F	1000.00	1000.00	1000.00	3000.00

Over 55 Men Overall Results

	Name	Country	Categ.	Slalom	Tricks	Jump	Overall
1	Hazelwood Timothy	GBR 	55+ M	1000.00	739.73	1000.00	2739.73
2	Hazelwood Mick	GBR 	55+ M	887.10	1000.00	578.08	2465.18
3	Bennett Richard	GBR 	55+ M	459.68	227.40	309.59	996.67
4	Rowlands Rodney	GBR 	55+ M	8.06	158.90	84.93	251.89

Over 65 Men Overall Results

	Name	Country	Categ.	Slalom	Tricks	Jump	Overall
1	Philips John	GBR 	65+ M	1000.00	943.09	1000.00	2943.09
2	Hawley David	GBR 	65+ M	719.10	1000.00	796.18	2515.28

Chief Judge
Kelly Gavin

Homologator
Davies Peter

Scorer
Wharton Charlotte