



















Overall Team classification Team results

Country	Name	Categ.	Slalom	Tricks	Jump	Overall
1  Germany			3754.08	3776.31	4041.42	11571.81
	BOEPPLE-FILBIG, Petra*	55+ F	*721.52	*1000.00	*1000.00	
	HULLER, Julia*	35+ F	*687.50	*570.15	*507.35	
	KAPFELSBERGER, Rainer*	55+ M	400.00	*477.65		
	BROEMEL, Mike	45+ M	609.20	58.72	252.46	
	KOSFELD, Mirco	35+ M	671.05			
	SIEGEL, Ralph*	45+ M	*724.14			
	REITBERGER, Anton*	65+ M	*843.14	*728.51	*582.49	
	HULLER, Gabriele*	65+ F	*777.78	*1000.00	*981.88	
	HULLER, Heiko*	65+ M	411.76	443.44	*969.70	
2  France			4372.06	2693.18	2293.42	9358.66
	DELAGE, Pascal*	55+ M	420.00	*343.58	*283.83	
	CHENESSEAU, Bruno	65+ M	617.65			
	VOLLE, Bernard*	65+ M		*1000.00		
	GOURDET, Mathieu*	45+ M			*547.54	
	ALESSANDRI GERMON, Corinne*	55+ F	*1000.00			
	DRAUX, Philippe*	45+ M	*931.03			
	RANSON, Sylvie	55+ F	645.57			
	FAVERIAL, Jerome*	55+ M	*680.00	*488.83	*462.05	
	MARCHEVET, Cecile*	45+ F	*918.92	*534.97		
	DELACOUR, Arnaud*	35+ M	*842.11	*325.80	*1000.00	
3  Norway			4117.34	1460.22	3765.99	9343.55
	JOHNSEN, Lasse Vidar*	65+ M	647.06	*520.36	*1000.00	
	BJORNOE, Ole-Johan*	45+ M	*873.56	*330.54	*996.72	
	MARTHINSEN, Lars Andreas	45+ M	80.46			
	VANG, Lise*	45+ F	*864.86	*428.32	*792.84	
	VARMING, Susanne*	55+ F	*734.18			
	VAN NIEKERK, Andre	35+ M	118.42			
	LILLEBERG, Audun*	65+ M	549.02	*181.00	*976.43	
	HALLBERG, Hans Niklas*	55+ M	*750.00			
	FOSS, Jan Henrik	55+ M	100.00			
	FOSS, Anders*	35+ M	*894.74			
4  Switzerland			4351.26	2291.60	2682.43	9325.29
	THOMSEN-MILAKOVA, Elena*	45+ F	*1000.00	*1000.00	*1000.00	
	MATHET, Hubert	55+ M	100.00			
	SPRENGER, Ernst*	65+ M	*862.75			
	JAQUIER, Valerie*	35+ F	*843.75			
	WHYTE, Alisdair	55+ M	440.00			
	THORENS, Camille*	35+ F	*656.25	*1000.00	*1000.00	
	ORMOND, Richard*	45+ M	597.70	*78.86		
	CHEYROUX, Olivier*	35+ M	473.68	*212.74	*682.43	
	CESINSKI, Pierre*	45+ M	*988.51			
5  Belgium			3677.13	3160.35	2118.15	8955.63
	VAN GINSBERGEN, Frans*	55+ M	*680.00	*304.47	*254.13	
	SAINTVITEUX, Yves*	45+ M	*735.63	*666.11	*472.13	
	ALLAERTS, Chris	55+ F	531.65			
	VLUYMANS, Ingrid*	55+ F	*708.86	*588.54		
	FORTAMPS, Olivier*	35+ M	*710.53	*1000.00	*922.30	
	GRAUX, Basile*	35+ M	*842.11	*601.23	*469.59	

Country	Name	Categ.	Slalom	Tricks	Jump	Overall
6  Sweden			4606.97	2613.03	793.44	8013.44
	ANDERBERG, Natasha*	45+ F	*918.92	*330.42		
	JONSSON, Kristor	45+ M	873.56			
	BRADHE, Odd*	55+ M		*1000.00		
	SODERBERG, Morgan*	65+ M	*1000.00	*520.36		
	GUNNARSSON, Bosse	65+ M	862.75			
	SVENSSON, Peter*	55+ M	*900.00	*555.87		
	TENGIUS, Henrik*	45+ M	*908.05			
	BERGSTROM, Thommy*	55+ M	*880.00			
	JONSSON, Magnus*	45+ M	781.61	*206.38	*793.44	
	SJOSTROM, Bo	55+ M	760.00	407.82		
7  Great Britain			3890.89	890.61	1484.01	6265.51
	BEARD, Mark*	55+ M	*440.00	*332.40	*785.48	
	STEPHENSON, Jeremy*	55+ M	*780.00			
	ATKINS, Kelly*	35+ F	*1000.00	*558.21	*698.53	
	STEPHENSON, Beverley*	55+ F	*670.89			
	CAMPBELL, Glenn*	35+ M	*1000.00			
8  Italy			3709.34	764.71	1075.91	5549.96
	SABAINI, Roberto*	55+ M	*660.00		*524.75	
	BUZZOTTA, Patrizio*	45+ M	*885.06			
	MERLO, Fabrizio*	55+ M	*1000.00			
	VASSALLO, Sergio*	65+ M	*637.25	*764.71		
	FINK, Claudia*	45+ F	*527.03			
	TRIVELLATO, Filippo*	55+ M			*551.16	
9  Austria			3002.34	346.42	1350.38	4699.14
	GRUBER, Klaus*	65+ M	*970.59			
	KOTTL, Hermann*	65+ M	*764.71			
	MAIER, Olivia*	45+ F	*148.65	*80.42	*350.38	
	SCHULZE, Frank*	55+ M	*900.00	*195.53	*1000.00	
	SCHÖBER, Martin*	45+ M	*218.39	*70.47		
10  Denmark			3430.53	329.61	211.22	3971.36
	LYGUM, Christian*	45+ M	*482.76			
	ABRAHAMSEN, Gert*	55+ M	*710.00			
	NILSSON, Louise*	45+ F	*770.27			
	SCHMIDT, Jesper*	55+ M	*780.00	*329.61	*211.22	
	ANDERSEN, Katrine*	35+ F	*687.50			
11  Czech Rep.			2879.25	835.85	132.01	3847.11
	KOLMAN, Zdenek Sen.*	55+ M	*760.00	*617.32	*132.01	
	VESELY, Petr*	35+ M	*1000.00			
	LEDVINOVA, Hana*	45+ F		*218.53		
	SKODA, Martin*	35+ M	*697.37			
	VESELA, Jitka*	35+ F	*421.88			
12  South Africa			2609.20	787.71		3396.91
	STAM, Andrew*	45+ M	*747.13			
	DE JONGH, Dennis*	55+ M		*787.71		
	JOHNSON, Jan*	65+ F	*1000.00			
	ALEXANDER, Robbie*	45+ M	*862.07			
	BOWES, Andrew	45+ M	528.74			
13  Georgia			1000.00	1000.00	1000.00	3000.00
	GURALIA, Genadi*	45+ M	*1000.00	*1000.00	*1000.00	
14  Portugal			2338.23	158.37		2496.60
	FERNANDES, Fernando*	65+ M	*803.92	*158.37		
	DE MELLO, Michael*	65+ M	*784.31			
	ROQUE, Pedro*	55+ M	*750.00			
15  Ireland			802.47	630.77	1000.00	2433.24
	KIRBY, Dianne*	65+ F	*802.47	*630.77	*1000.00	
16  Monaco			1710.00			1710.00
	SOER, Gerard J.Paul*	55+ M	*890.00			
	KEUSSEOGLOU, Aleco*	55+ M	*820.00			

Country	Name	Categ.	Slalom	Tricks	Jump	Overall
17  Greece			1662.70			1662.70
	CONTI, Marianna*	45+ F	*702.70			
	KYPRIOS, Sotiris*	55+ M	*960.00			
18  Netherlands			880.00	740.22		1620.22
	DOKOUPIL, Tom*	55+ M	*880.00	*740.22		
19  Spain			868.42			868.42
	BALLUS ROCA, Jordi*	35+ M	*868.42			
20  Hungary			804.60			804.60
	NEMETH, Gabor*	45+ M	*804.60			

Chief Judge
FROMIAU, Muriel

Homologator
CERUTI, Alberto

Scorer
LANGROCK, Ulf