


























Under 14 Girls Slalom Results

































Homologation: Record capability

Bib	Name	Country	Categ.	Preliminary	Final	Overall	Team
1 (127)	Ronnerfors Tuva-Lisa	SWE 	-14 F	4,00/52/12.00	4,00/52/12.00	1000,00	1000,00
2 (29)	Sole Ines	BEL 	-14 F	2,00/52/12.00	3,00/52/12.00		975,00
3 (91)	Presicci Giada	ITA 	-14 F	2,00/52/13.00	2,00/52/12.00	950,00	950,00
4 (83)	Cuffaro Giorgia	ITA 	-14 F	4,50/52/13.00	1,00/52/12.00	925,00	925,00
5 (117)	Wolfisberg Ladina	SUI 	-14 F	1,50/52/13.00	5,50/52/13.00	887,50	887,50
6 (42)	Jacobsen Maise	DEN 	-14 F	3,25/52/14.25	2,00/52/13.00	800,00	800,00
6 (40)	Theerova Alzbeta	CZE 	-14 F	4,50/52/14.25	2,00/52/13.00	800,00	800,00
8 (105)	Korsten Dominique	NED 	-14 F	2,00/52/13.00	1,50/52/13.00	800,00	800,00
8 (54)	Morel Melitine	FRA 	-14 F	2,00/52/13.00	1,50/52/13.00	800,00	800,00
8 (14)	Zisopoulou Vasiliki	*GRE 	-14 F	3,50/52/13.00	1,50/52/13.00		
11 (85)	Di Raimo Antonia	*ITA 	-14 F	5,00/52/14.25	3,50/52/14.25	725,00	
12 (86)	Graham Michela	*ITA 	-14 F	1,00/52/13.00	3,00/52/14.25	775,00	
13 (73)	Leonhardt Maja	GER 	-14 F	2,00/52/14.25		650,00	650,00
14 (109)	Nobre Guedes Ana	POR 	-14 F	1,50/52/14.25			637,50
15 (58)	Cosgrove Isabel	GBR 	-14 F	4,50/52/16.00		562,50	562,50
15 (99)	Triponaite Egle	LTU 	-14 F	4,50/52/16.00			562,50
17 (12)	Zisopoulou Styliani	GRE 	-14 F	3,00/52/16.00		525,00	525,00
18 (19)	Berner Malena	AUT 	-14 F	2,00/52/16.00		500,00	500,00
18 (122)	Schuster Sofia	SVK 	-14 F	2,00/52/16.00			500,00
18 (116)	Thorens Nina	SUI 	-14 F	2,00/52/16.00		500,00	500,00
21 (79)	Wenzel Lena	GER 	-14 F	1,50/52/16.00		487,50	487,50
22 (135)	Popova Mariia	UKR 	-14 F	0,50/52/16.00		462,50	462,50
23 (129)	Dryha Emiliia	UKR 	-14 F	2,00/46		50,00	50,00



Under 14 Boys Slalom Results



































Homologation: Record capability

Bib	Name	Country	Categ.	Preliminary	Final	Overall	Team
1	(89) Martorana Salvatore	ITA 	-14 M	3,00/55/12.00	3,50/55/12.00 <small>(Tie break: 6,00/55/13.00)</small>	929,41	929,41
2	(74) Leonhardt Pepe	GER 	-14 M	0,50/55/11.25	3,50/55/12.00 <small>(Tie break: 4,00/55/13.00)</small>	1000,00	1000,00
3	*(16) Attensam Constantin	*AUT 	-14 M	3,00/55/12.00	2,00/55/12.00		
4	(134) Mykhailichenko Mykhailo	UKR 	-14 M	1,00/55/12.00	2,00/55/12.00	894,12	894,12
4	(118) Wolfsberg Tullio	SUI 	-14 M	1,00/55/12.00	2,00/55/12.00	894,12	894,12
6	(69) Turp Sebastian	GBR 	-14 M	2,00/55/12.00	1,50/55/12.00	894,12	894,12
7	(56) Verhaeghe-Pellicer Joshua	FRA 	-14 M	2,00/55/12.00	1,00/55/12.00	894,12	894,12
8	(2) Kousathanas Ioannis	GRE 	-14 M	3,00/55/12.00	0,50/55/12.00	917,65	917,65
9	(50) Garcia Axel	FRA 	-14 M	1,50/55/12.00	4,50/55/13.00	882,35	882,35
10	*(94) Schonauer Alessandro	*ITA 	-14 M	5,00/55/13.00	4,00/55/13.00		
11	(7) Petropoulos Christos	GRE 	-14 M	0,50/55/12.00	1,50/55/13.00		858,82
12	(59) Coster Harley	GBR 	-14 M	5,00/55/13.00	0,50/55/14.25	823,53	823,53
13	(31) Constantinou Andreas	CYP 	-14 M	4,50/55/13.00			811,76
14	(23) Neumann Leo	AUT 	-14 M	3,50/55/13.00		788,24	788,24
15	(96) Serafica Ettore	ITA 	-14 M	3,00/55/13.00		776,47	776,47
15	(25) Wienerroither Maximilian	AUT 	-14 M	3,00/55/13.00		776,47	776,47
17	(24) Schuhai Daniel	AUT 	-14 M	2,50/55/13.00		764,71	764,71
18	(82) Acquaviva Giuseppe	*ITA 	-14 M	2,00/55/13.00		752,94	
18	(36) Koleilat Tamer	CZE 	-14 M	2,00/55/13.00			752,94
20	(111) Borel Noan	SUI 	-14 M	1,50/55/13.00			741,18
21	*(75) Sattler Ferdinand	*GER 	-14 M	1,00/55/13.00			
21	(77) Strohmeyer Fynn	GER 	-14 M	1,00/55/13.00		729,41	729,41
23	(38) Polidor Ales	CZE 	-14 M	0,50/55/13.00		717,65	717,65
24	*(9) Perdikaris Alexandros	*GRE 	-14 M	4,00/55/14.25			
25	(32) Tofas Andreas	CYP 	-14 M	3,00/55/14.25			635,29
25	(138) Zelentsov Ivan	UKR 	-14 M	3,00/55/14.25		635,29	635,29
27	(102) Hamelink Kian	NED 	-14 M	1,25/55/14.25		594,12	594,12
28	(60) Dautigny Raphael	GBR 	-14 M	0,00/55/14.25		564,71	564,71
29	(98) Busilas Rojus	LTU 	-14 M	3,00/55/16.00			494,12
30	(8) Silvestros Philippos	GRE 	-14 M	0,50/55/18.25		294,12	294,12
31	(130) Dryha Lev	*UKR 	-14 M	0,00/55/18.25		282,35	
31	*(10) Perdikaris Leonidas	*GRE 	-14 M	0,00/55/18.25			



Under 17 Girls Slalom Results








































Homologation: Record capability

Bib	Name	Country	Categ.	Preliminary	Final	Overall	Team
1	(17) Attensam Philippa	AUT 	-17 F	1,00/55/12.00	1,50/55/12.00	1000,00	1000,00
2	(47) Curti Clementine	FRA 	-17 F	3,50/55/13.00	1,00/55/12.00	1000,00	986,67
3	(93) Saracco Vittoria	*ITA 	-17 F	4,00/55/12.00	4,50/55/13.00		
4	(97) Serafica Margherita	ITA 	-17 F	2,00/55/13.00	3,00/55/13.00	891,89	880,00
5	(112) Dupanloup Salma	SUI 	-17 F	2,00/55/13.00	2,50/55/13.00		866,67
6	*(20) Gusenbauer Lisa	*AUT 	-17 F	3,00/55/13.00	2,00/55/13.00		
6	*(21) Hafner Katharina	*AUT 	-17 F	1,00/55/13.00	2,00/55/13.00	864,86	
8	(115) Thomsen Sina	SUI 	-17 F	2,00/55/13.00	1,50/55/13.00		853,33
9	(61) Deste Lilli	GBR 	-17 F	0,50/55/13.00 (Tie break: 6,00/55/14.25)	0,50/55/13.00	824,32	813,33
10	(1) Kousathana Stamatina	GRE 	-17 F	3,50/55/13.00	2,50/55/14.25	905,41	893,33
11	(18) Berner Leona	AUT 	-17 F	4,00/55/13.00	2,50/55/18.25	918,92	906,67
12	(35) Kmentova Klaudivie	CZE 	-17 F	4,00/55/13.00	0,00/55/18.25	918,92	906,67
13	(104) Korsten Charlotte	NED 	-17 F	0,50/55/13.00 (Tie break: 2,00/55/14.25)		824,32	813,33
14	(100) Bergen Van Sofie	NED 	-17 F	5,00/55/14.25		783,78	773,33
15	(78) Wenzel Emily	GER 	-17 F	4,50/55/14.25		770,27	760,00
16	(44) Arango Africa	ESP 	-17 F	3,00/55/14.25			720,00
17	(108) Kvisla Emma Christine	NOR 	-17 F	2,50/55/14.25			706,67
17	(5) Magafosi Sofia-Eleni	GRE 	-17 F	2,50/55/14.25		716,22	706,67
19	(64) Halford Danielle	GBR 	-17 F	2,00/55/14.25		702,70	693,33
19	(107) Handegaard Nora	NOR 	-17 F	2,00/55/14.25			693,33
19	(46) Suarez Menendez Marta	ESP 	-17 F	2,00/55/14.25			693,33
19	(81) Varga Dora	HUN 	-17 F	2,00/55/14.25			693,33
19	(57) Vermot-Gaud Andrea	FRA 	-17 F	2,00/55/14.25		702,70	693,33
24	(4) Liapi Panagiota-Kyriaki	*GRE 	-17 F	1,50/55/14.25			
24	(90) Mezzetti Nina Maria	ITA 	-17 F	1,50/55/14.25		689,19	680,00
24	(76) Scholz Nele	GER 	-17 F	1,50/55/14.25		689,19	680,00
27	(120) Oravcova Ester	SVK 	-17 F	1,00/55/14.25		675,68	666,67
28	(39) Slavikova Veronika	CZE 	-17 F	0,50/55/14.25		662,16	653,33
28	(26) Wimmer Alexandra	AUT 	-17 F	0,50/55/14.25		662,16	653,33
30	(110) Bittar Cecile	SUI 	-17 F	5,00/55/16.00			613,33
31	*(103) Hamelink Noel	*NED 	-17 F	2,50/55/16.00			
31	*(34) Jerglova Radka	*CZE 	-17 F	2,50/55/16.00		554,05	
33	(45) Prats Vicandi Carla	ESP 	-17 F	1,50/55/18.25			360,00
34	(101) Bergen, Van Eva	NED 	-17 F	2,50/49			66,67



Under 17 Boys Slalom Results

Homologation: Record capability

Bib	Name	Country	Categ.	Preliminary	Final	Overall	Team
1 (116)	Filaretov Damir	UKR 	-17 M	0,50/58/11.25	1,50/58/10.75	1000,00	1000,00
2 (111)	Marino Vincenzo	ITA 	-17 M	4,00/58/11.25	5,00/58/11.25	949,49	949,49
3 (49)	Fautrel Sebastien	*FRA 	-17 M	1,50/58/11.25	2,50/58/11.25		
4 (53)	Lavau Clarens	FRA 	-17 M	3,50/58/12.00	2,50/58/11.25	898,99	898,99
5 (55)	Souci Benjamin	*FRA 	-17 M	1,50/58/10.75	2,00/58/11.25		
6 (125)	Cederquist Leo	*SWE 	-17 M	5,00/58/12.00	4,50/58/12.00		
7 (128)	Westlund Elliot	SWE 	-17 M	4,00/58/12.00	3,50/58/12.00	808,08	808,08
8 (48)	Duplan Fribourg Tristan	FRA 	-17 M	3,00/58/12.00	3,25/58/12.00	792,93	792,93
9 (113)	Fah Nicolas	*SUI 	-17 M	3,00/58/11.25	3,00/58/12.00		
10 *(11)	Tryfonas Petros	*GRE 	-17 M	3,00/58/12.00	2,25/58/12.00		
11 (3)	Alevras Emmanouil	GRE 	-17 M	3,00/58/12.00	5,00/58/13.00		787,88
12 (124)	Blomqvist Victor	SWE 	-17 M	3,00/58/12.00	3,50/58/13.00	787,88	787,88
13 (87)	La Malfa Edoardo	ITA 	-17 M	2,50/58/12.00		777,78	777,78
14 (70)	Auer Julius	GER 	-17 M	1,50/58/12.00			757,58
14 (6)	Manoudakis Ypsilantis Alexios	GRE 	-17 M	1,50/58/12.00			757,58
16 (84)	Di Bernardo Giuseppe	*ITA 	-17 M	1,00/58/12.00			
16 *(95)	Schonauer Andrea	*ITA 	-17 M	1,00/58/12.00			
18 *(22)	Honigsberger Sebastian	*AUT 	-17 M	0,50/58/12.00			
19 (119)	Elias Adrian	SVK 	-17 M	6,00/58/13.00		727,27	727,27
20 (30)	Athinakis Ioannis	CYP 	-17 M	5,00/58/13.00		707,07	707,07
21 (65)	Parkin Tom	GBR 	-17 M	4,50/58/13.00		696,97	696,97
22 (66)	Pollard Noah	GBR 	-17 M	3,50/58/13.00		676,77	676,77
23 *(68)	Shanahan William	*GBR 	-17 M	2,00/58/13.00			
24 (132)	Hrushko Olexandr	UKR 	-17 M	1,50/58/13.00		636,36	636,36
24 (37)	Kriz Lukas	CZE 	-17 M	1,50/58/13.00		636,36	636,36
24 (126)	Rastrom Viktor	SWE 	-17 M	1,50/58/13.00		636,36	636,36
27 (121)	Oravec Peter	SVK 	-17 M	5,00/58/14.25		585,86	585,86
28 (80)	Wild Tim	GER 	-17 M	3,50/58/14.25		555,56	555,56
29 (114)	Oldorff Henri	SUI 	-17 M	2,00/58/14.25		525,25	525,25
30 *(123)	Stancek Mario	*SVK 	-17 M	3,00/58/16.00		424,24	
30 (106)	Wijst, Van Der Wessel	NED 	-17 M	3,00/58/16.00		424,24	424,24
32 (41)	Domino Oscar	DEN 	-17 M	4,50/58/18.25		333,33	333,33
33 (43)	Schmidt Berggren Bertel	DEN 	-17 M	3,00/58/18.25		303,03	303,03
34 (15)	Ahammer Vincent	AUT 	-17 M	1,50/58/18.25		272,73	272,73
35 *(63)	Godfrey-Fletcher Alfie	*GBR 	-17 M	5,50/52			
36 *(71)	Groß Albert	*GER 	-17 M	3,50/52			
37 (28)	Mannes Robin	BEL 	-17 M	1,50/52			30,30
38 *(67)	Rose Myles	*GBR 	-17 M	1,00/52		20,20	
39 *(92)	Saracco Guglielmo	*ITA 	-17 M	0,00/52			



Under 14 Girls Tricks Results

Homologation: Record capability

Bib	Name	Country	Categ.	Preliminary	Final	Overall	Team
1 (135)	Popova Mariia	UKR	-14 F	5390	4740	1000,00	1000,00
2 (83)	Cuffaro Giorgia	ITA	-14 F	3880	3950	732,84	732,84
3 (85)	Di Raimo Antonia	*ITA	-14 F	3280	3590	666,05	
4 (79)	Wenzel Lena	GER	-14 F	3180	3290	610,39	610,39
5 (91)	Presicci Giada	ITA	-14 F	3260	3230	604,82	604,82
6 (27)	Didden Victoria	BEL	-14 F	2240	2860		530,61
7 (54)	Morel Melitine	FRA	-14 F	3110	2780	576,99	576,99
8 (86)	Graham Michela	*ITA	-14 F	2570	2570	476,81	
9 (122)	Schuster Sofia	SVK	-14 F	2610	2550		484,23
10 (116)	Thorens Nina	SUI	-14 F	2840	2540	526,90	526,90
11 (42)	Jacobsen Maise	DEN	-14 F	2430	1820	450,83	450,83
12 (117)	Wolfsberg Ladina	SUI	-14 F	2380	1600	441,56	441,56
13 (129)	Dryha Emilia	UKR	-14 F	2220		411,87	411,87
14 (127)	Ronnerfors Tuva-Lisa	SWE	-14 F	1950		361,78	361,78
15 (40)	Theerova Alzbeta	CZE	-14 F	1870		346,94	346,94
16 (19)	Berner Malena	AUT	-14 F	1830		339,52	339,52
17 (73)	Leonhardt Maja	GER	-14 F	1800		333,95	333,95
18 (58)	Cosgrove Isabel	GBR	-14 F	1590		294,99	294,99
19 (105)	Korsten Dominique	NED	-14 F	1560		289,42	289,42
20 (12)	Zisopoulou Styliani	GRE	-14 F	720		133,58	133,58

Under 14 Boys Tricks Results






















Homologation: Record capability

Bib	Name	Country	Categ.	Preliminary	Final	Overall	Team
1 (89)	Martorana Salvatore	ITA	-14 M	5000	6000	712,59	712,59
2 (134)	Mykhailichenko Mykhailo	UKR	-14 M	7480	5980	888,36	888,36
3 (82)	Acquaviva Giuseppe	*ITA	-14 M	4880	5250	623,52	
4 (50)	Garcia Axel	FRA	-14 M	8420	4150	1000,00	1000,00
5 (130)	Dryha Lev	*UKR	-14 M	4100	4000	486,94	
6 (74)	Leonhardt Pepe	GER	-14 M	3420	3970	471,50	471,50
7 (96)	Serafica Ettore	ITA	-14 M	5380	3520	638,95	638,95
8 (2)	Kousathanas Ioannis	GRE	-14 M	3030	3270	388,36	388,36
9 (69)	Turp Sebastian	GBR	-14 M	2950	2860	350,36	350,36
10 (38)	Polidor Ales	CZE	-14 M	2290	2650	314,73	314,73
11 (25)	Wienerroither Maximilian	AUT	-14 M	2160	1860	256,53	256,53
12 (138)	Zelentsov Ivan	UKR	-14 M	5510	1200	654,39	654,39
13 (59)	Coster Harley	GBR	-14 M	1980		235,15	235,15
13 (56)	Verhaeghe-Pellicer Joshua	FRA	-14 M	1980		235,15	235,15
15 (77)	Strohmeyer Fynn	GER	-14 M	1590		188,84	188,84
16 (8)	Silvestros Philippos	GRE	-14 M	1540		182,90	182,90
17 (24)	Schuhai Daniel	AUT	-14 M	1500		178,15	178,15
18 (23)	Neumann Leo	AUT	-14 M	1470		174,58	174,58
19 *(72)	Kuhne Lars	*GER	-14 M	1280			
20 (60)	Dautigny Raphael	GBR	-14 M	1000		118,76	118,76
21 (7)	Petropoulos Christos	GRE	-14 M	680			80,76
22 *(10)	Perdikaris Leonidas	*GRE	-14 M	490			
23 *(9)	Perdikaris Alexandros	*GRE	-14 M	460			
24 (102)	Hamelink Kian	NED	-14 M	380		45,13	45,13





























Under 17 Girls Tricks Results

Homologation: Record capability

Bib	Name	Country	Categ.	Preliminary	Final	Overall	Team
1	(90) Mezzetti Nina Maria	ITA 	-17 F	3760	4090	1000,00	1000,00
2	(97) Serafica Margherita	ITA 	-17 F	3960	4050	990,22	990,22
3	(93) Saracco Vittoria	*ITA 	-17 F	4040	3970		
4	(1) Kousathana Stamatina	GRE 	-17 F	3180	3250	794,62	794,62
5	(57) Vermot-Gaud Andrea	FRA 	-17 F	3730	3120	911,98	911,98
6	(47) Curti Clementine	FRA 	-17 F	2730	2730	667,48	667,48
7	(100) Bergen Van Sofie	NED 	-17 F	2670	2640	652,81	652,81
8	*(21) Hafner Katharina	*AUT 	-17 F	2700	2590	660,15	
8	(5) Magafosi Sofia-Eleni	GRE 	-17 F	3350	2590	819,07	819,07
10	(35) Kmentova Klaudive	CZE 	-17 F	2810	2560	687,04	687,04
11	(64) Halford Danielle	GBR 	-17 F	2870	2330	701,71	701,71
12	(26) Wimmer Alexandra	AUT 	-17 F	2700	2310	660,15	660,15
13	(120) Oravcova Ester	SVK 	-17 F	2560		625,92	625,92
14	(76) Scholz Nele	GER 	-17 F	2500		611,25	611,25
15	(39) Slavikova Veronika	CZE 	-17 F	2230		545,23	545,23
16	*(34) Jerglova Radka	*CZE 	-17 F	2110		515,89	
17	(18) Berner Leona	AUT 	-17 F	1770		432,76	432,76
18	(61) Deste Lilli	GBR 	-17 F	1290		315,40	315,40
19	*(103) Hamelink Noel	*NED 	-17 F	1100			
20	(78) Wenzel Emily	GER 	-17 F	1010		246,94	246,94
21	(104) Korsten Charlotte	NED 	-17 F	840		205,38	205,38

Under 17 Boys Tricks Results


















Homologation: Record capability

Bib	Name	Country	Categ.	Preliminary	Final	Overall	Team
1	(116) Filaretov Damir	UKR 	-17 M	9370	8890	986,32	986,32
2	(111) Marino Vincenzo	ITA 	-17 M	6500	8600	905,26	905,26
3	(48) Duplan Fribourg Tristan	FRA 	-17 M	8820	8090	928,42	928,42
4	(132) Hrushko Olexandr	UKR 	-17 M	5540	6530	687,37	687,37
5	(53) Lavau Clarens	FRA 	-17 M	9500	5600	1000,00	1000,00
6	(87) La Malfa Edoardo	ITA 	-17 M	5180	5010	545,26	545,26
7	(15) Ahammer Vincent	AUT 	-17 M	5970	4550	628,42	628,42
8	(121) Oravec Peter	SVK 	-17 M	4160	3870	437,89	437,89
9	(37) Kriz Lukas	CZE 	-17 M	3850	3850	405,26	405,26
10	(114) Oldorff Henri	SUI 	-17 M	6550	3820	689,47	689,47
11	(128) Westlund Elliot	SWE 	-17 M	3850	3150	405,26	405,26
12	(65) Parkin Tom	GBR 	-17 M	4810	1610	506,32	506,32
13	*(123) Stancek Mario	*SVK 	-17 M	3810		401,05	
14	(119) Elias Adrian	SVK 	-17 M	3640		383,16	383,16
15	(80) Wild Tim	GER 	-17 M	3630		382,11	382,11
16	(3) Alevras Emmanouil	GRE 	-17 M	3290			346,32
17	(30) Athinakis Ioannis	CYP 	-17 M	3120		328,42	328,42
18	(6) Manoudakis Ypsilantis Alexios	GRE 	-17 M	2970			312,63
19	(55) Souci Benjamin	*FRA 	-17 M	2750			
20	(126) Rastrom Viktor	SWE 	-17 M	2590		272,63	272,63
21	(137) Yeremieiev Mykyta	UKR 	-17 M	2430			255,79
22	(43) Schmidt Berggren Bertel	DEN 	-17 M	2270		238,95	238,95
23	(124) Blomqvist Victor	SWE 	-17 M	2050		215,79	215,79
24	(41) Domino Oscar	DEN 	-17 M	1460		153,68	153,68
24	(66) Pollard Noah	GBR 	-17 M	1460		153,68	153,68
26	(106) Wijst, Van Der Wessel	NED 	-17 M	660		69,47	69,47


























Under 14 Girls Jump Results

Homologation: Record capability

Bib	Name	Country	Categ.	Preliminary	Final	Overall	Team
1 (42)	Jacobsen Maise	DEN 	-14 F	33,1m	34,6m	1000,00	1000,00
2 (135)	Popova Mariia	UKR 	-14 F	25,0m	29,1m	800,72	800,72
3 (86)	Graham Michela	*ITA 	-14 F	23,6m	27,5m	742,75	
4 (85)	Di Raimo Antonia	*ITA 	-14 F	24,1m	26,7m	713,77	
5 (91)	Presicci Giada	ITA 	-14 F	24,7m	26,6m	710,14	710,14
6 (117)	Wolfisberg Ladina	SUI 	-14 F	21,0m	26,5m	706,52	706,52
7 (79)	Wenzel Lena	GER 	-14 F	25,9m	25,2m	684,78	684,78
8 (83)	Cuffaro Giorgia	ITA 	-14 F	23,4m	23,9m	612,32	612,32
9 (127)	Ronnerfors Tuva-Lisa	SWE 	-14 F	17,3m	19,5m	452,90	452,90
10 (54)	Morel Melitine	FRA 	-14 F	18,9m	17,4m	431,16	431,16
11 (19)	Berner Malena	AUT 	-14 F	17,2m		369,57	369,57
12 (73)	Leonhardt Maja	GER 	-14 F	17,0m		362,32	362,32
13 (58)	Cosgrove Isabel	GBR 	-14 F	14,5m		271,74	271,74
14 (129)	Dryha Emiliia	UKR 	-14 F	12,5m		199,28	199,28
15 (12)	Zisopoulou Styliani	GRE 	-14 F	12,3m		192,03	192,03
16 (116)	Thorens Nina	SUI 	-14 F	12,1m		184,78	184,78
17 (105)	Korsten Dominique	NED 	-14 F	11,0m		144,93	144,93

Under 14 Boys Jump Results



















Homologation: Record capability

Bib	Name	Country	Categ.	Preliminary	Final	Overall	Team
1 (50)	Garcia Axel	FRA 	-14 M	35,5m	39,8m	1000,00	1000,00
2 (134)	Mykhailichenko Mykhailo	UKR 	-14 M	33,2m	37,0m	906,04	906,04
3 (74)	Leonhardt Pepe	GER 	-14 M	36,9m	36,3m	902,68	902,68
4 (89)	Martorana Salvatore	ITA 	-14 M	36,4m	35,5m	885,91	885,91
5 (25)	Wienerroither Maximilian	AUT 	-14 M	35,3m	34,4m	848,99	848,99
6 (82)	Acquaviva Giuseppe	*ITA 	-14 M	30,6m	32,2m	744,97	
7 (56)	Verhaeghe-Pellicer Joshua	FRA 	-14 M	31,1m	31,8m	731,54	731,54
8 (118)	Wolfisberg Tullio	SUI 	-14 M	32,9m	31,7m	768,46	768,46
9 (138)	Zelentsov Ivan	UKR 	-14 M	31,3m	30,5m	714,77	714,77
10 (38)	Polidor Ales	CZE 	-14 M	29,0m	29,9m	667,79	667,79
11 (2)	Kousathanas Ioannis	GRE 	-14 M	29,3m	29,2m	647,65	647,65
12 (23)	Neumann Leo	AUT 	-14 M	29,1m	28,2m	640,94	640,94
13 (62)	Fearn Charlie	*GBR 	-14 M	28,7m			
14 (130)	Dryha Lev	*UKR 	-14 M	28,0m		604,03	
15 (69)	Turp Sebastian	GBR 	-14 M	27,8m		597,32	597,32
16 (77)	Strohmeyer Fynn	GER 	-14 M	27,7m		593,96	593,96
17 (24)	Schuhai Daniel	AUT 	-14 M	26,3m		546,98	546,98
18 (59)	Coster Harley	GBR 	-14 M	26,1m		540,27	540,27
19 (96)	Serafica Ettore	ITA 	-14 M	25,6m		523,49	523,49
20 *(75)	Sattler Ferdinand	*GER 	-14 M	22,4m			
21 (60)	Dautigny Raphael	GBR 	-14 M	17,9m		265,10	265,10
22 (8)	Silvestros Philippos	GRE 	-14 M	13,9m		130,87	130,87
23 (102)	Hamelink Kian	NED 	-14 M	11,1m		36,91	36,91



























Under 17 Girls Jump Results

Homologation: Record capability

Bib	Name	Country	Categ.	Preliminary	Final	Overall	Team
1	(90) Mezzetti Nina Maria	ITA 	-17 F	38,4m	38,7m	1000,00	1000,00
2	(78) Wenzel Emily	GER 	-17 F	36,8m	36,5m	926,07	926,07
3	*(21) Hafner Katharina	*AUT 	-17 F	33,9m	36,2m	902,72	
4	(26) Wimmer Alexandra	AUT 	-17 F	33,6m	34,5m	836,58	836,58
5	(18) Berner Leona	AUT 	-17 F	36,3m	34,2m	906,61	906,61
6	(76) Scholz Nele	GER 	-17 F	33,9m	33,9m	813,23	813,23
7	(61) Deste Lilli	GBR 	-17 F	29,7m	28,2m	649,81	649,81
8	(97) Serafica Margherita	ITA 	-17 F	29,6m	28,0m	645,91	645,91
9	(57) Vermot-Gaud Andrea	FRA 	-17 F	22,3m	24,4m	443,58	443,58
10	(64) Halford Danielle	GBR 	-17 F	23,1m	23,1m	393,00	393,00
11	(47) Curti Clementine	FRA 	-17 F	24,4m	22,3m	443,58	443,58
12	(120) Oravcova Ester	SVK 	-17 F	21,9m	21,5m	346,30	346,30
13	(1) Kousathana Stamatina	GRE 	-17 F	20,4m		287,94	287,94
14	*(34) Jerglova Radka	*CZE 	-17 F	19,4m		249,03	
15	(35) Kmentova Klaudiva	CZE 	-17 F	17,7m		182,88	182,88
16	(5) Magafosi Sofia-Eleni	GRE 	-17 F	11,4m			
17	(100) Bergen Van Sofie	NED 	-17 F	10,3m			
18	(39) Slavikova Veronika	CZE 	-17 F	0,00m			


















Under 17 Boys Jump Results

Homologation: Record capability





















Bib	Name	Country	Categ.	Preliminary	Final	Overall	Team
1	(116) Filaretov Damir	UKR 	-17 M	51,2m	52,5m	1000,00	1000,00
2	(128) Westlund Elliot	SWE 	-17 M	48,8m	51,8m	978,46	978,46
3	(111) Marino Vincenzo	ITA 	-17 M	48,4m	49,3m	901,54	901,54
4	(48) Duplan Fribourg Tristan	FRA 	-17 M	46,5m	48,4m	873,85	873,85
5	(65) Parkin Tom	GBR 	-17 M	43,8m	46,1m	803,08	803,08
6	(87) La Malfa Edoardo	ITA 	-17 M	44,2m	45,5m	784,62	784,62
7	(53) Lavau Clarens	FRA 	-17 M	43,5m	45,1m	772,31	772,31
8	(80) Wild Tim	GER 	-17 M	41,9m	44,9m	766,15	766,15
9	(15) Ahammer Vincent	AUT 	-17 M	42,3m	44,6m	756,92	756,92
10	(124) Blomqvist Victor	SWE 	-17 M	40,7m	43,1m	710,77	710,77
11	(119) Elias Adrian	SVK 	-17 M	38,8m	39,2m	590,77	590,77
12	*(68) Shanahan William	*GBR 	-17 M	37,2m	36,8m		
13	(132) Hrushko Olexandr	UKR 	-17 M	36,0m		492,31	492,31
14	(121) Oravec Peter	SVK 	-17 M	35,9m		489,23	489,23
15	(37) Kriz Lukas	CZE 	-17 M	35,0m		461,54	461,54
16	(41) Domino Oscar	DEN 	-17 M	34,3m		440,00	440,00
17	(126) Rastrom Viktor	SWE 	-17 M	33,7m		421,54	421,54
18	*(71) Groß Albert	*GER 	-17 M	33,1m			
19	(30) Athinakis Ioannis	CYP 	-17 M	32,0m		369,23	369,23
20	(66) Pollard Noah	GBR 	-17 M	31,7m		360,00	360,00
21	(43) Schmidt Berggren Bertel	DEN 	-17 M	28,7m		267,69	267,69
22	*(123) Stancek Mario	*SVK 	-17 M	19,0m			
23	(106) Wijst, Van Der Wessel	NED 	-17 M	16,4m			
24	*(67) Rose Myles	*GBR 	-17 M	0,00m			



Under 14 Girls Overall Results


















Bib	Name	Country	Categ.	Slalom	Tricks	Jump	Overall
1	(83) Cuffaro Giorgia	ITA 	-14 F	925,00	732,84	612,32	2270,16
2	(91) Presicci Giada	ITA 	-14 F	950,00	604,82	710,14	2264,96
3	(135) Popova Mariia	UKR 	-14 F	462,50	1000,00	800,72	2263,22
4	(42) Jacobsen Maise	DEN 	-14 F	800,00	450,83	1000,00	2250,83
5	(85) Di Raimo Antonia	*ITA 	-14 F	725,00	666,05	713,77	2104,82
6	(117) Wolfisberg Ladina	SUI 	-14 F	887,50	441,56	706,52	2035,58
7	(86) Graham Michela	*ITA 	-14 F	775,00	476,81	742,75	1994,56
8	(127) Ronnerfors Tuva-Lisa	SWE 	-14 F	1000,00	361,78	452,90	1814,68
9	(54) Morel Melitine	FRA 	-14 F	800,00	576,99	431,16	1808,15
10	(79) Wenzel Lena	GER 	-14 F	487,50	610,39	684,78	1782,67
11	(73) Leonhardt Maja	GER 	-14 F	650,00	333,95	362,32	1346,27
12	(105) Korsten Dominique	NED 	-14 F	800,00	289,42	144,93	1234,35
13	(116) Thorens Nina	SUI 	-14 F	500,00	526,90	184,78	1211,68
14	(19) Berner Malena	AUT 	-14 F	500,00	339,52	369,57	1209,09
15	(58) Cosgrove Isabel	GBR 	-14 F	562,50	294,99	271,74	1129,23
16	(12) Zisopoulou Styliani	GRE 	-14 F	525,00	133,58	192,03	850,61
17	(129) Dryha Emilia	UKR 	-14 F	50,00	411,87	199,28	661,15

Under 14 Boys Overall Results






















Bib	Name	Country	Categ.	Slalom	Tricks	Jump	Overall
1	(50) Garcia Axel	FRA 	-14 M	882,35	1000,00	1000,00	2882,35
2	(134) Mykhailichenko Mykhailo	UKR 	-14 M	894,12	888,36	906,04	2688,52
3	(89) Martorana Salvatore	ITA 	-14 M	929,41	712,59	885,91	2527,91
4	(74) Leonhardt Pepe	GER 	-14 M	1000,00	471,50	902,68	2374,18
5	(82) Acquaviva Giuseppe	*ITA 	-14 M	752,94	623,52	744,97	2121,43
6	(138) Zelentsov Ivan	UKR 	-14 M	635,29	654,39	714,77	2004,45
7	(2) Kousathanas Ioannis	GRE 	-14 M	917,65	388,36	647,65	1953,66
8	(96) Serafica Ettore	ITA 	-14 M	776,47	638,95	523,49	1938,91
9	(25) Wienerroither Maximilian	AUT 	-14 M	776,47	256,53	848,99	1881,99
10	(56) Verhaeghe-Pellicer Joshua	FRA 	-14 M	894,12	235,15	731,54	1860,81
11	(69) Turp Sebastian	GBR 	-14 M	894,12	350,36	597,32	1841,80
12	(38) Polidor Ales	CZE 	-14 M	717,65	314,73	667,79	1700,17
13	(23) Neumann Leo	AUT 	-14 M	788,24	174,58	640,94	1603,76
14	(59) Coster Harley	GBR 	-14 M	823,53	235,15	540,27	1598,95
15	(77) Strohmeyer Fynn	GER 	-14 M	729,41	188,84	593,96	1512,21
16	(24) Schuhai Daniel	AUT 	-14 M	764,71	178,15	546,98	1489,84
17	(130) Dryha Lev	*UKR 	-14 M	282,35	486,94	604,03	1373,32
18	(60) Dautigny Raphael	GBR 	-14 M	564,71	118,76	265,10	948,57
19	(102) Hamelink Kian	NED 	-14 M	594,12	45,13	36,91	676,16
20	(8) Silvestros Philippos	GRE 	-14 M	294,12	182,90	130,87	607,89



Under 17 Girls Overall Results

Bib	Name	Country	Categ.	Slalom	Tricks	Jump	Overall
1	(90) Mezzetti Nina Maria	ITA 	-17 F	689,19	1000,00	1000,00	2689,19
2	(97) Serafica Margherita	ITA 	-17 F	891,89	990,22	645,91	2528,02
3	*(21) Hafner Katharina	*AUT 	-17 F	864,86	660,15	902,72	2427,73
4	(18) Berner Leona	AUT 	-17 F	918,92	432,76	906,61	2258,29
5	(26) Wimmer Alexandra	AUT 	-17 F	662,16	660,15	836,58	2158,89
6	(76) Scholz Nele	GER 	-17 F	689,19	611,25	813,23	2113,67
7	(47) Curti Clementine	FRA 	-17 F	1000,00	667,48	443,58	2111,06
8	(57) Vermot-Gaud Andrea	FRA 	-17 F	702,70	911,98	443,58	2058,26
9	(1) Kousathana Stamatina	GRE 	-17 F	905,41	794,62	287,94	1987,97
10	(78) Wenzel Emily	GER 	-17 F	770,27	246,94	926,07	1943,28
11	(64) Halford Danielle	GBR 	-17 F	702,70	701,71	393,00	1797,41
12	(61) Deste Lilli	GBR 	-17 F	824,32	315,40	649,81	1789,53
13	(35) Kmentova Klaudive	CZE 	-17 F	918,92	687,04	182,88	1788,84
14	(120) Oravcova Ester	SVK 	-17 F	675,68	625,92	346,30	1647,90
15	(5) Magafosi Sofia-Eleni	GRE 	-17 F	716,22	819,07		1535,29
16	(100) Bergen Van Sofie	NED 	-17 F	783,78	652,81		1436,59
17	*(34) Jerglova Radka	*CZE 	-17 F	554,05	515,89	249,03	1318,97

Under 17 Boys Overall Results

Bib	Name	Country	Categ.	Slalom	Tricks	Jump	Overall
1	(116) Filaretov Damir	UKR 	-17 M	1000,00	986,32	1000,00	2986,32
2	(111) Marino Vincenzo	ITA 	-17 M	949,49	905,26	901,54	2756,29
3	(53) Lavau Clarens	FRA 	-17 M	898,99	1000,00	772,31	2671,30
4	(48) Duplan Fribourg Tristan	FRA 	-17 M	792,93	928,42	873,85	2595,20
5	(128) Westlund Elliot	SWE 	-17 M	808,08	405,26	978,46	2191,80
6	(87) La Malfa Edoardo	ITA 	-17 M	777,78	545,26	784,62	2107,66
7	(65) Parkin Tom	GBR 	-17 M	696,97	506,32	803,08	2006,37
8	(132) Hrushko Olexandr	UKR 	-17 M	636,36	687,37	492,31	1816,04
9	(124) Blomqvist Victor	SWE 	-17 M	787,88	215,79	710,77	1714,44
10	(80) Wild Tim	GER 	-17 M	555,56	382,11	766,15	1703,82
11	(119) Elias Adrian	SVK 	-17 M	727,27	383,16	590,77	1701,20
12	(15) Ahammer Vincent	AUT 	-17 M	272,73	628,42	756,92	1658,07
13	(121) Oravec Peter	SVK 	-17 M	585,86	437,89	489,23	1512,98
14	(37) Kriz Lukas	CZE 	-17 M	636,36	405,26	461,54	1503,16
15	(30) Athinakis Ioannis	CYP 	-17 M	707,07	328,42	369,23	1404,72
16	(126) Rastrom Viktor	SWE 	-17 M	636,36	272,63	421,54	1330,53
17	(66) Pollard Noah	GBR 	-17 M	676,77	153,68	360,00	1190,45
18	(41) Domino Oscar	DEN 	-17 M	333,33	153,68	440,00	927,01
19	*(123) Stancek Mario	*SVK 	-17 M	424,24	401,05		825,29
20	(43) Schmidt Berggren Bertel	DEN 	-17 M	303,03	238,95	267,69	809,67
21	(106) Wijst, Van Der Wessel	NED 	-17 M	424,24	69,47		493,71

Chief Judge
Moz Candido

Homologator
Alexandris Georgios

Scorer
Fromiau Muriel