








Vision impaired Division Ladies Slalom Results

Homologation: World record

	Name	Country	Categ.	Round 1	Final	Overall
1	Mawby Katie	USA 	V1 F	1,00/28	3,00/28	38,96


Vision impaired Division Men Slalom Results

Homologation: World record

	Name	Country	Categ.	Round 1	Final	Overall
1	Di Pilato Tommaso	ITA 	V1 M	5,50/31	2,00/55/18.25	581,40
2	Riva Uber	ITA 	V1 M	5,50/55/18.25	0,00/31	622,09
3	Gulbrandsen Bjorn	NOR 	V23 M	5,50/31	0,00/31	63,95
4	Royal Mike	USA 	V1 M	4,00/31		46,51
5	Riehl Ryan	CAN 	V23 M	3,50/31		40,70
6	Cassioli Daniele	ITA 	V1 M	1,00/31		11,63






Vision impaired Division Ladies Tricks Results

Homologation: World record

	Name	Country	Categ.	Round 1	Final	Overall
1	Mawby Katie	USA 	V1 F	810	580	1000,00





Vision impaired Division Men Tricks Results

Homologation: World record




	Name	Country	Categ.	Round 1	Final	Overall
1	Cassioli Daniele	ITA 	V1 M	1620	1320	1157,14
2	Riva Uber	ITA 	V1 M	530	720	514,29
3	Royal Mike	USA 	V1 M	700	420	500,00
4	Gulbrandsen Bjorn	NOR 	V23 M	490		200,82
5	Riehl Ryan	CAN 	V23 M	440		180,33

Vision impaired Division Men Jump Results

Homologation: World record



	Name	Country	Categ.	Round 1	Final	Overall
1	Cassioli Daniele	ITA 	V1 M	19,5m	21,1m	1019,32
2	Di Pilato Tommaso	ITA 	V1 M	16,1m	16,9m	816,43
3	Gulbrandsen Bjorn	NOR 	V23 M	14,7m		656,25
4	Riehl Ryan	CAN 	V23 M	9,7m		433,04

Vision impaired Division Men Overall Results

	Name	Country	Categ.	Slalom	Tricks	Jump	Overall
1	Cassioli Daniele	ITA 	V1 M	11,63	1157,14	1019,32	2188,09
2	Gulbrandsen Bjorn	NOR 	V23 M	63,95	200,82	656,25	921,02
3	Riehl Ryan	CAN 	V23 M	40,70	180,33	433,04	654,07





Standing Division Ladies Slalom Results

Homologation: World record

	Name	Country	Categ.	Round 1	Final	Overall
1	Ellis Claire	GBR 	AL2 F	3,00/37	3,00/37	987,80
2	Bergh Dot Elisabeth	NOR 	AL2 F	3,00/43 inner	3,50/43 inner	204,27


Standing Division Men Slalom Results

Homologation: World record

	Name	Country	Categ.	Round 1	Final	Overall
1	Lanthaler Christain	ITA 	L M	3,50/58/18.25	6,00/55/18.25	766,67
2	Mcdonald Jamie	AUS 	AL1 M	3,00/55/18 in	2,50/55/18 in	593,02
3	Van Der Merwe Barry	RSA 	A M	2,00/31		31,01
4	Timm Craig	USA 	A M	0,50/31		7,75



Standing Division Ladies Tricks Results

Homologation: World record

	Name	Country	Categ.	Round 1	Final	Overall
1	Ellis Claire	GBR 	AL2 F	1490,0	1270,0	1079,71



Standing Division Men Tricks Results

Homologation: World record


	Name	Country	Categ.	Round 1	Final	Overall
1	Mcdonald Jamie	AUS 	AL1 M	20,0	20,0	125,00
2	Van Der Merwe Barry	RSA 	A M	20	160	65,84

Standing Division Men Jump Results

Homologation: World record





	Name	Country	Categ.	Round 1	Final	Overall
1	Mcdonald Jamie	AUS 	AL1 M	5,8m	4,8m	1074,07
2	Lanthaler Christain	ITA 	L M	19,3m	21,0m	742,05

Standing Division Men Overall Results

	Name	Country	Categ.	Slalom	Tricks	Jump	Overall
1	Mcdonald Jamie	AUS 	AL1 M	593,02	125,00	1074,07	1792,09





















Seated Division Women Slalom Results

Homologation: World record

	Name	Country	Categ.	Round 1	Final	Overall
1	Radmilovic Jessica	USA 	MP2 F	3,00/37	4,00/37	1025,00
2	Le Sausse Delphine	FRA 	MP3 F	5,00/43	4,00/43	969,39
3	Sidman Belinda	AUS 	MP3 F	4,00/49 inner		234,69
4	Cloutier Jennifer	CAN 	MP3 F	5,00/28 inner		25,51





Seated Division Men Slalom Results

Homologation: World record

	Name	Country	Categ.	Round 1	Final	Overall
1	Ray Joe	USA 	MP2 M	5,00/40	4,00/40	954,02
2	Guzman Chad	USA 	MP3 M	1,00/49	3,00/49	933,96
3	Prunty Eamon	IRL 	MP3 M	5,00/46	3,00/49	933,96
4	De Maria Pietro	ITA 	MP2 M	3,00/37	5,00/37	885,06
5	Hoyle Darryl	AUS 	MP3 M	3,00/43	1,50/46	863,21
6	Pagnini Emanuele	ITA 	MP3 M	5,00/43	3,50/43	839,62
7	Svensson Andreas	SWE 	MP3 M	3,00/40	3,00/40	764,15
8	Riva Claudio	ITA 	MP3 M	1,00/40	0,00/40	745,28
9	Guillon Emmanuel	FRA 	MP3 M	2,00/37	3,00/37	707,55
10	Font Jorge	MEX 	MP1 M	5,00/49 inner	0,00/49 inner	732,14
11	Furbish Bill	USA 	MP1 M	3,00/55/18 in	3,00/31 inner	910,71
12	Ducloux Roland	FRA 	MP3 M	2,00/46	5,00/31 inner	867,92
13	Parks Robbie	USA 	MP2 M	3,00/46 inner		189,66
14	Reed Daniel	USA 	MP3 M	3,00/49 inner		183,96
15	Poulsen Glenn	NOR 	MP3 M	1,00/49 inner		174,53
16	Van Veldhuijsen Wim	NED 	MP3 M	1,50/43 inner		120,28
17	Pop Roger	NED 	MP2 M	6,00/31 inner		34,48
18	Turchet Philippe	FRA 	MP2 M	5,50/31 inner		31,61
19	Magalhaes Thomaz	BRA 	MP2 M	2,00/31 inner		11,49
20	Hickmott Ian	AUS 	MP2 M	1,00/31 inner		5,75



















Seated Division Ladies Tricks Results

Homologation: World record

	Name	Country	Categ.	Round 1	Final	Overall
1	Le Sausse Delphine	FRA 	MP3 F	1240,0	1340,0	1030,77
2	Radmilovic Jessica	USA 	MP2 F	780,0	340,0	1000,00
3	Cloutier Jennifer	CAN 	MP3 F	680,0		523,08
4	Sidman Belinda	AUS 	MP3 F	490,0		376,92



Seated Division Men Tricks Results

Homologation: World record

	Name	Country	Categ.	Round 1	Final	Overall
1	Guillon Emmanuel	FRA 	MP3 M	1460,0	1550,0	1061,64
2	Font Jorge	MEX 	MP1 M	860,0	860,0	1048,78
3	Prunty Eamon	IRL 	MP3 M	1240,0	1360,0	931,51
4	Guzman Chad	USA 	MP3 M	1180,0	1280,0	876,71
5	Ray Joe	USA 	MP2 M	540,0	770,0	762,38
6	Furbish Bill	USA 	MP1 M	500,0	600,0	731,71
7	Hoyle Darryl	AUS 	MP3 M	1020,0	980,0	698,63
8	De Maria Pietro	ITA 	MP2 M	490,0	450,0	485,15
9	Turchet Philippe	FRA 	MP2 M	660,0	330,0	653,47
10	Van Veldhuijsen Wim	NED 	MP3 M	670,0		458,90
11	Parks Robbie	USA 	MP2 M	420,0		415,84
12	Poulsen Glenn	NOR 	MP3 M	500,0		342,47
13	Ducloux Roland	FRA 	MP3 M	460,0		315,07
14	Pop Roger	NED 	MP2 M	310,0		306,93
15	Hickmott Ian	AUS 	MP2 M	280,0		277,23
16	Riva Claudio	ITA 	MP3 M	280,0		191,78
17	Reed Daniel	USA 	MP3 M	240,0		164,38
18	Pagnini Emanuele	ITA 	MP3 M	100,0		68,49

















Seated Division Ladies Jump Results

Homologation: World record



	Name	Country	Categ.	Round 1	Final	Overall
1	Le Sausse Delphine	FRA 	MP3 F	13,5m	16,2m	936,42
2	Radmilovic Jessica	USA 	MP2 F	13,7m	13,6m	791,91

Seated Division Men Jump Results
















Homologation: World record

	Name	Country	Categ.	Round 1	Final	Overall
1	Hoyle Darryl	AUS 	MP3 M	25,2m	26,6m	1059,76
2	Pagnini Emanuele	ITA 	MP3 M	21,7m	23,5m	936,25
3	Turchet Philippe	FRA 	MP2 M	15,6m	19,0m	875,58
4	Ray Joe	USA 	MP2 M	17,9m	17,8m	824,88
5	Prunty Eamon	IRL 	MP3 M	20,2m	19,4m	804,78
6	Hickmott Ian	AUS 	MP2 M	15,9m	14,8m	732,72
7	Ducloux Roland	FRA 	MP3 M	21,8m	0,0m	868,53
8	Oberholtz Matt	USA 	MP3 M	21,0m	0,0m	836,65
9	Reed Daniel	USA 	MP3 M	17,4m		693,23
10	Guillon Emmanuel	FRA 	MP3 M	16,5m		657,37
11	Parks Robbie	USA 	MP2 M	13,0m		599,08
12	Poulsen Glenn	NOR 	MP3 M	15,0m		597,61
13	Guzman Chad	USA 	MP3 M	14,2m		565,74
14	Pop Roger	NED 	MP2 M	11,8m		543,78
15	Riva Claudio	ITA 	MP3 M	13,6m		541,83
16	Van Veldhuijsen Wim	NED 	MP3 M	13,4m		533,86



Seated Division Ladies Overall Results

	Name	Country	Categ.	Slalom	Tricks	Jump	Overall
1	Le Sausse Delphine	FRA 	MP3 F	969,39	1030,77	936,42	2936,58
2	Radmilovic Jessica	USA 	MP2 F	1025,00	1000,00	791,91	2816,91




















Seated Division Men Overall Results

	Name	Country	Categ.	Slalom	Tricks	Jump	Overall
1	Prunty Eamon	IRL 	MP3 M	933,96	931,51	804,78	2670,25
2	Hoyle Darryl	AUS 	MP3 M	863,21	698,63	1059,76	2621,60
3	Ray Joe	USA 	MP2 M	954,02	762,38	824,88	2541,28
4	Guillon Emmanuel	FRA 	MP3 M	707,55	1061,64	657,37	2426,56
5	Guzman Chad	USA 	MP3 M	933,96	876,71	565,74	2376,41
6	Ducloux Roland	FRA 	MP3 M	867,92	315,07	868,53	2051,52
7	Pagnini Emanuele	ITA 	MP3 M	839,62	68,49	936,25	1844,36
8	Turchet Philippe	FRA 	MP2 M	31,61	653,47	875,58	1560,66
9	Riva Claudio	ITA 	MP3 M	745,28	191,78	541,83	1478,89
10	Parks Robbie	USA 	MP2 M	189,66	415,84	599,08	1204,58
11	Poulsen Glenn	NOR 	MP3 M	174,53	342,47	597,61	1114,61
12	Van Veldhuijsen Wim	NED 	MP3 M	120,28	458,90	533,86	1113,04
13	Reed Daniel	USA 	MP3 M	183,96	164,38	693,23	1041,57
14	Hickmott Ian	AUS 	MP2 M	5,75	277,23	732,72	1015,70
15	Pop Roger	NED 	MP2 M	34,48	306,93	543,78	885,19

Women Overall Results

	Name	Country	Categ.	Slalom	Tricks	Jump	Overall
1	Le Sausse Delphine	FRA 	MP3 F	969,39	1030,77	936,42	2936,58
2	Radmilovic Jessica	USA 	MP2 F	1025,00	1000,00	791,91	2816,91

Men Overall Results

	Name	Country	Categ.	Slalom	Tricks	Jump	Overall
1	Prunty Eamon	IRL 	MP3 M	933,96	931,51	804,78	2670,25
2	Hoyle Darryl	AUS 	MP3 M	863,21	698,63	1059,76	2621,60
3	Ray Joe	USA 	MP2 M	954,02	762,38	824,88	2541,28
4	Guillon Emmanuel	FRA 	MP3 M	707,55	1061,64	657,37	2426,56
5	Guzman Chad	USA 	MP3 M	933,96	876,71	565,74	2376,41
6	Cassoli Daniele	ITA 	V1 M	11,63	1157,14	1019,32	2188,09
7	Ducloux Roland	FRA 	MP3 M	867,92	315,07	868,53	2051,52
8	Pagnini Emanuele	ITA 	MP3 M	839,62	68,49	936,25	1844,36
9	Mcdonald Jamie	AUS 	AL1 M	593,02	125,00	1074,07	1792,09
10	Turchet Philippe	FRA 	MP2 M	31,61	653,47	875,58	1560,66
11	Riva Claudio	ITA 	MP3 M	745,28	191,78	541,83	1478,89
12	Parks Robbie	USA 	MP2 M	189,66	415,84	599,08	1204,58
13	Poulsen Glenn	NOR 	MP3 M	174,53	342,47	597,61	1114,61
14	Van Veldhuijsen Wim	NED 	MP3 M	120,28	458,90	533,86	1113,04
15	Reed Daniel	USA 	MP3 M	183,96	164,38	693,23	1041,57
16	Hickmott Ian	AUS 	MP2 M	5,75	277,23	732,72	1015,70
17	Gulbrandsen Bjorn	NOR 	V23 M	63,95	200,82	656,25	921,02
18	Pop Roger	NED 	MP2 M	34,48	306,93	543,78	885,19
19	Riehl Ryan	CAN 	V23 M	40,70	180,33	433,04	654,07

Chief Judge
Francine Lion

Homologator
Eddie Roberts

Scorer
Dany De Bakker