









2018 IWWF World Barefoot Water Ski Championships

12-18 August 2018

Overall Seniors 1 Team classification Team results

Country	Name	Categ.	Slalom	Tricks	Jump	Overall
1  United States of America			1973.12	2000.00	2000.00	5973.12
	LEE Jason*	Se1 M	*973.12	*1000.00	*1000.00	
	LARSON JONES Teri	Se1 F	640.85	729.17	745.61	
	MCWATTERS Chris	Se1 M	876.34	354.94	774.47	
	NORMAND Rachel*	Se1 F	*1000.00	*1000.00	*1000.00	
2  Germany			1640.84	1570.83	1587.72	4799.39
	KIRSCH Steffi*	Se1 F	*788.73	*820.83	*877.19	
	HEMPELMANN Svenja*	Se1 F	*852.11	*750.00	*710.53	
3  Australia			1556.34	1370.37	1804.25	4730.96
	SANDS Brett*	Se1 M	*1000.00	*953.70	*923.40	
	SMITH Cameron*	Se1 M	268.82	239.20	*880.85	
	DAVIS Katina*	Se1 F	*556.34	*416.67	657.89	
4  New Zealand			1516.13	324.07	1795.74	3635.94
	KELLY Bevan*	Se1 M	*763.44	*324.07	*1000.00	
	GROEN Rob	Se1 M	725.81			
	GROEN Fred*	Se1 M	*752.69		*795.74	
5  Canada			1408.60	807.87	1195.74	3412.21
	BRUNET Marcel	Se1 M	607.53	300.93		
	CROTEAU Gordie*	Se1 M	*795.70	310.19	*800.00	
	SCHWARTZ Don*	Se1 M	*612.90	*370.37	*395.74	
	HALL-BOURNE Kim*	Se1 F	260.56	*437.50		
6  Sweden			1153.23	419.75	919.15	2492.13
	NYBERG Jim*	Se1 M	*795.70	*401.23	*919.15	
	ANDERSSON Dennis*	Se1 M	*357.53	*18.52		
7  Great Britain			473.12	208.33	408.51	1089.96
	TURNER Paul*	Se1 M	*473.12	*208.33	*408.51	
8  Mexico			163.98	54.01		217.99
	SERRANO Gustavo*	Se1 M	*163.98	*54.01		

Chief Judge

Homologator

Chief Scorer

MANN Oscar 'Foot'

STEBBEINGS Ashley

MOWDAY Claire