













Junior Girls Slalom Results

| | Name | Country | Categ. | Round 1 | Round 2 | Overall |
|---|----------------|---|--------|---------|---------|---------|
| 1 | Olofsson Anna | SWE  | Jun F | 2.35 | 2.58 | 1000.00 |
| 2 | Olofsson Kajsa | SWE  | Jun F | 1.13 | 1.24 | 480.62 |






Junior Boys Slalom Results

| | Name | Country | Categ. | Round 1 | Round 2 | Overall |
|---|-------------------|---|--------|---------|---------|---------|
| 1 | Erlandsson Linus | SWE  | Jun M | 3.53 | 3.25 | 1000.00 |
| 2 | Olofsson Gusten | SWE  | Jun M | 2.63 | 2.88 | 815.86 |
| 3 | Aronsson Lucas | SWE  | Jun M | 2.38 | 2.58 | 730.88 |
| 4 | Aronsson Ludwig | SWE  | Jun M | 2.38 | 1.80 | 674.22 |
| 5 | Gustafsson Viktor | SWE  | Jun M | 0.00 | 1.13 | 320.11 |



Open Men Slalom Results

| | Name | Country | Categ. | Round 1 | Round 2 | Overall |
|---|--------------------|---|--------|---------|---------|---------|
| 1 | Olofsson Rasmus | SWE  | Ope M | 5.90 | 6.20 | 1000.00 |
| 2 | Williamsson Simon | SWE  | Ope M | 5.00 | 6.10 | 983.87 |
| 3 | Stegefors Per | SWE  | Ope M | 3.00 | 2.08 | 483.87 |
| 4 | Arvidsson Johannes | SWE  | Ope M | 2.63 | 2.98 | 480.65 |
| 5 | Lundeberg Gustav | SWE  | Ope M | 2.30 | 0.00 | 370.97 |






Senior 1 Men Slalom Results

| | Name | Country | Categ. | Round 1 | Round 2 | Overall |
|---|------------------|---|--------|---------|---------|---------|
| 1 | Nyberg Jim | SWE  | Se1 M | 12.00 | 12.20 | 1000.00 |
| 2 | Olofsson Anders | SWE  | Se1 M | 8.30 | 8.60 | 704.92 |
| 3 | Andersson Dennis | SWE  | Se1 M | 3.75 | 3.00 | 307.38 |
| 4 | Hackter Paul | SWE  | Se1 M | 3.50 | 2.98 | 286.89 |
| 5 | Lundeberg Magnus | SWE  | Se1 M | 1.13 | 0.43 | 92.62 |






Junior Girls Tricks Results

| | Name | Country | Categ. | Round 1 | Round 2 | Overall |
|---|----------------|---|--------|---------|---------|---------|
| 1 | Olofsson Anna | SWE  | Jun F | 370 | 420 | 1000.00 |
| 2 | Olofsson Kajsa | SWE  | Jun F | 45 | 60 | 142.86 |





Junior Boys Tricks Results

| | Name | Country | Categ. | Round 1 | Round 2 | Overall |
|---|-------------------|---|--------|---------|---------|---------|
| 1 | Aronsson Ludwig | SWE  | Jun M | 510 | 360 | 1000.00 |
| 2 | Aronsson Lucas | SWE  | Jun M | 300 | 320 | 627.45 |
| 3 | Olofsson Gusten | SWE  | Jun M | 210 | 320 | 627.45 |
| 4 | Gustafsson Viktor | SWE  | Jun M | 150 | 150 | 294.12 |
| 5 | Erlandsson Linus | SWE  | Jun M | 150 | 90 | 294.12 |


Open Men Tricks Results

| | Name | Country | Categ. | Round 1 | Round 2 | Overall |
|---|--------------------|---------|---|---------|---------|---------|
| 1 | Williamsson Simon | SWE |  Ope M | 1700 | 1200 | 1000.00 |
| 2 | Olofsson Rasmus | SWE |  Ope M | 1070 | 1310 | 770.59 |
| 3 | Arvidsson Johannes | SWE |  Ope M | 620 | 470 | 364.71 |
| 4 | Lundeberg Gustav | SWE |  Ope M | 480 | 280 | 282.35 |
| 5 | Stegefors Per | SWE |  Ope M | 110 | 120 | 70.59 |



Senior 1 Men Tricks Results

| | Name | Country | Categ. | Round 1 | Round 2 | Overall |
|---|------------------|---------|---|---------|---------|---------|
| 1 | Nyberg Jim | SWE |  Se1 M | 3350 | 1250 | 1000.00 |
| 2 | Olofsson Anders | SWE |  Se1 M | 1140 | 1150 | 343.28 |
| 3 | Hackter Paul | SWE |  Se1 M | 650 | 600 | 194.03 |
| 4 | Lundeberg Magnus | SWE |  Se1 M | 220 | 370 | 110.45 |



Open Men Jump Results

| | Name | Country | Categ. | Round 1 | Round 2 | Overall |
|---|-----------------|---------|---|---------|---------|---------|
| 1 | Olofsson Rasmus | SWE |  Ope M | 8.1m | 7.8m | 1000.00 |






Senior 1 Men Jump Results

| | Name | Country | Categ. | Round 1 | Round 2 | Overall |
|---|-----------------|---------|---|---------|---------|---------|
| 1 | Nyberg Jim | SWE |  Se1 M | 0.00m | 19.8m | 1000.00 |
| 2 | Olofsson Anders | SWE |  Se1 M | 10.1m | 9.6m | 510.10 |






Junior Girls Overall Results

| | Name | Country | Categ. | Slalom | Tricks | Jump | Overall |
|---|----------------|---------|---|---------|---------|------|---------|
| 1 | Olofsson Anna | SWE |  Jun F | 1000.00 | 1000.00 | | 2000.00 |
| 2 | Olofsson Kajsa | SWE |  Jun F | 480.62 | 142.86 | | 623.48 |





Junior Boys Overall Results

| | Name | Country | Categ. | Slalom | Tricks | Jump | Overall |
|---|-------------------|---------|---|---------|---------|------|---------|
| 1 | Aronsson Ludwig | SWE |  Jun M | 674.22 | 1000.00 | | 1674.22 |
| 2 | Olofsson Gusten | SWE |  Jun M | 815.86 | 627.45 | | 1443.31 |
| 3 | Aronsson Lucas | SWE |  Jun M | 730.88 | 627.45 | | 1358.33 |
| 4 | Erlandsson Linus | SWE |  Jun M | 1000.00 | 294.12 | | 1294.12 |
| 5 | Gustafsson Viktor | SWE |  Jun M | 320.11 | 294.12 | | 614.23 |

Open Men Overall Results

| | Name | Country | Categ. | Slalom | Tricks | Jump | Overall |
|---|--------------------|---------|---|---------|---------|---------|---------|
| 1 | Olofsson Rasmus | SWE |  Ope M | 1000.00 | 770.59 | 1000.00 | 2770.59 |
| 2 | Williamsson Simon | SWE |  Ope M | 983.87 | 1000.00 | | 1983.87 |
| 3 | Arvidsson Johannes | SWE |  Ope M | 480.65 | 364.71 | | 845.36 |
| 4 | Lundeberg Gustav | SWE |  Ope M | 370.97 | 282.35 | | 653.32 |
| 5 | Stegefors Per | SWE |  Ope M | 483.87 | 70.59 | | 554.46 |

Senior 1 Men Overall Results

| | Name | Country | Categ. | Slalom | Tricks | Jump | Overall |
|---|------------------|---|--------|---------|---------|---------|---------|
| 1 | Nyberg Jim | SWE  | Se1 M | 1000.00 | 1000.00 | 1000.00 | 3000.00 |
| 2 | Olofsson Anders | SWE  | Se1 M | 704.92 | 343.28 | 510.10 | 1558.30 |
| 3 | Hackter Paul | SWE  | Se1 M | 286.89 | 194.03 | | 480.92 |
| 4 | Lundeberg Magnus | SWE  | Se1 M | 92.62 | 110.45 | | 203.07 |

Chief Judge
Norberg Peter

Homologator

Scorer