












Junior Girls Slalom Results

	Name	Country	Categ.	Round 1	Round 2	Overall
1	Mckenzie Emma	NZL 	Jun F	2.63	2.63	1000.00
2	Mcguire Charlotte	NZL 	Jun F	1.88	1.95	741.44
3	Fisher Ashlyn	NZL 	Jun F	0.00	0.40	152.09




Junior Boys Slalom Results

	Name	Country	Categ.	Round 1	Round 2	Overall
1	Scott Chad	NZL 	Jun M	13.10		1000.00
2	Kelly Toby	NZL 	Jun M	12.00		916.03
3	Mathis Jack	NZL 	Jun M	8.20		625.95
4	Mcguire James	NZL 	Jun M	5.68		433.59
5	Mitchell Rush	NZL 	Jun M	1.25		95.42

Open Pro Women Slalom Results




	Name	Country	Categ.	Round 1	Round 2	Overall
1	Groen Georgia	NZL 	Pro F	16.20	16.80	1000.00
2	Fitch Brooke	NZL 	Pro F	15.60	15.80	940.48
3	Linton Sarah	NZL 	Pro F	10.90	12.30	732.14

Open Pro Men Slalom Results


	Name	Country	Categ.	Round 1	Round 2	Overall
1	Schaw Hugo	NZL 	Pro M	17.20	17.80	1000.00
2	Leigh William	NZL 	Pro M	15.20	15.70	882.02
3	Groen Ryan	NZL 	Pro M	14.80	15.30	859.55
4	Kelly Bevan	NZL 	Pro M	11.60	14.80	831.46
5	Groen Fred	NZL 	Pro M	13.40	13.70	769.66

Open 1 Men Slalom Results



Homologation: World record

	Name	Country	Categ.	Round 1	Round 2	Overall
1	Mathis Tom	NZL 	Op1 M	8.80	12.70	1000.00
2	Holden James	NZL 	Op1 M	7.85	8.70	685.04
3	Whitehouse Harrison	GBR 	Op1 M	4.10		322.83




Open 2 Men Slalom Results

	Name	Country	Categ.	Round 1	Round 2	Overall
1	Fisher Dave	NZL 	Op2 M	2.48	2.50	1000.00

Senior Men Slalom Results




	Name	Country	Categ.	Round 1	Round 2	Overall
1	Groen Rob	NZL 	Sen M	12.20		1000.00
2	Plumbler Grant	NZL 	Sen M	7.20		590.16

Veteran Men Slalom Results

	Name	Country	Categ.	Round 1	Round 2	Overall
1	O'Donnell Gary	NZL 	Vet M	7.98	8.60	1000.00
2	Paterson Doug	NZL 	Vet M	6.60	6.50	767.44
3	Mctaggart John	NZL 	Vet M	4.75	3.50	552.33






Junior Girls Tricks Results

Homologation: National record




	Name	Country	Categ.	Round 1	Round 2	Overall
1	Mckenzie Emma	NZL 	Jun F	460		1000.00
2	Mcguire Charlotte	NZL 	Jun F	140		304.35
3	Fisher Ashlyn	NZL 	Jun F	90		195.65

Junior Boys Tricks Results

Homologation: National record




	Name	Country	Categ.	Round 1	Round 2	Overall
1	Scott Chad	NZL 	Jun M	1500	2060	1000.00
2	Kelly Toby	NZL 	Jun M	1700	1400	825.24
3	Mathis Jack	NZL 	Jun M	1040	990	504.85
4	Mcguire James	NZL 	Jun M	620	950	461.17
5	Mitchell Rush	NZL 	Jun M	70	120	58.25

Open Pro Women Tricks Results



	Name	Country	Categ.	Round 1	Round 2	Overall
1	Groen Georgia	NZL 	Pro F	6650		1000.00
2	Fitch Brooke	NZL 	Pro F	2850		428.57
3	Linton Sarah	NZL 	Pro F	2230		335.34

Open Pro Men Tricks Results


Homologation: World record

	Name	Country	Categ.	Round 1	Round 2	Overall
1	Leigh William	NZL 	Pro M	6000		1000.00
2	Groen Ryan	NZL 	Pro M	4560		760.00
3	Kelly Bevan	NZL 	Pro M	2630		438.33


Open 1 Men Tricks Results

	Name	Country	Categ.	Round 1	Round 2	Overall
1	Holden James	NZL 	Op1 M	1200		1000.00
2	Whitehouse Harrison	GBR 	Op1 M	400		333.33



Open 2 Men Tricks Results

	Name	Country	Categ.	Round 1	Round 2	Overall
1	Fisher Dave	NZL 	Op2 M	240		1000.00


Senior Men Tricks Results

	Name	Country	Categ.	Round 1	Round 2	Overall
1	Plumbler Grant	NZL 	Sen M	1150	1160	1000.00




Veteran Men Tricks Results

	Name	Country	Categ.	Round 1	Round 2	Overall
1	Paterson Doug	NZL 	Vet M	860		1000.00
2	Mctaggart John	NZL 	Vet M	630		732.56






Junior Boys Jump Results

	Name	Country	Categ.	Round 1	Round 2	Overall
1	Scott Chad	NZL 	Jun M	9.9m		1000.00


Open Pro Women Jump Results

	Name	Country	Categ.	Round 1	Round 2	Overall
1	Groen Georgia	NZL 	Pro F	22.2m	21.4m	1000.00
2	Fitch Brooke	NZL 	Pro F	7.8m	10.4m	468.47
3	Linton Sarah	NZL 	Pro F	8.8m	8.4m	396.40




Open Pro Men Jump Results

	Name	Country	Categ.	Round 1	Round 2	Overall
1	Schaw Hugo	NZL 	Pro M	19.8m	24.2m	1000.00
2	Kelly Bevan	NZL 	Pro M	22.7m	23.6m	975.21
3	Leigh William	NZL 	Pro M	21.0m	21.2m	876.03
4	Groen Fred	NZL 	Pro M	19.3m	18.0m	797.52
5	Groen Ryan	NZL 	Pro M	18.6m	0.00m	768.60




Open 1 Men Jump Results



	Name	Country	Categ.	Round 1	Round 2	Overall
1	Whitehouse Harrison	GBR 	Op1 M	7.6m		1000.00

Junior Girls Overall Results




	Name	Country	Categ.	Slalom	Tricks	Jump	Overall
1	Mckenzie Emma	NZL 	Jun F	1000.00	1000.00		2000.00
2	Mcguire Charlotte	NZL 	Jun F	741.44	304.35		1045.79
3	Fisher Ashlyn	NZL 	Jun F	152.09	195.65		347.74

Junior Boys Overall Results






	Name	Country	Categ.	Slalom	Tricks	Jump	Overall
1	Scott Chad	NZL 	Jun M	1000.00	1000.00	1000.00	3000.00
2	Kelly Toby	NZL 	Jun M	916.03	825.24		1741.27
3	Mathis Jack	NZL 	Jun M	625.95	504.85		1130.80

	Name	Country	Categ.	Slalom	Tricks	Jump	Overall
4	Mcguire James	NZL 	Jun M	433.59	461.17		894.76
5	Mitchell Rush	NZL 	Jun M	95.42	58.25		153.67




Open Pro Women Overall Results

	Name	Country	Categ.	Slalom	Tricks	Jump	Overall
1	Groen Georgia	NZL 	Pro F	1000.00	1000.00	1000.00	3000.00
2	Fitch Brooke	NZL 	Pro F	940.48	428.57	468.47	1837.52
3	Linton Sarah	NZL 	Pro F	732.14	335.34	396.40	1463.88


Open Pro Men Overall Results

	Name	Country	Categ.	Slalom	Tricks	Jump	Overall
1	Leigh William	NZL 	Pro M	882.02	1000.00	876.03	2758.05
2	Groen Ryan	NZL 	Pro M	859.55	760.00	768.60	2388.15
3	Kelly Bevan	NZL 	Pro M	831.46	438.33	975.21	2245.00
4	Schaw Hugo	NZL 	Pro M	1000.00		1000.00	2000.00
5	Groen Fred	NZL 	Pro M	769.66		797.52	1567.18



Open 1 Men Overall Results

	Name	Country	Categ.	Slalom	Tricks	Jump	Overall
1	Holden James	NZL 	Op1 M	685.04	1000.00		1685.04
2	Whitehouse Harrison	GBR 	Op1 M	322.83	333.33	1000.00	1656.16
3	Mathis Tom	NZL 	Op1 M	1000.00			1000.00












Open 2 Men Overall Results

	Name	Country	Categ.	Slalom	Tricks	Jump	Overall
1	Fisher Dave	NZL 	Op2 M	1000.00	1000.00		2000.00

Senior Men Overall Results

	Name	Country	Categ.	Slalom	Tricks	Jump	Overall
1	Plumbler Grant	NZL 	Sen M	590.16	1000.00		1590.16
2	Groen Rob	NZL 	Sen M	1000.00			1000.00

All skiers Overall Results

	Name	Country	Categ.	Slalom	Tricks	Jump	Overall
1	Groen Georgia	NZL 	Pro F	943.82	1000.00	917.36	2861.18
2	Leigh William	NZL 	Pro M	882.02	902.26	876.03	2660.31
3	Groen Ryan	NZL 	Pro M	859.55	685.71	768.60	2313.86
4	Kelly Bevan	NZL 	Pro M	831.46	395.49	975.21	2202.16
5	Schaw Hugo	NZL 	Pro M	1000.00		1000.00	2000.00
6	Fitch Brooke	NZL 	Pro F	887.64	428.57	429.75	1745.96
7	Groen Fred	NZL 	Pro M	769.66		797.52	1567.18
8	Scott Chad	NZL 	Jun M	735.96	309.77	409.09	1454.82
9	Linton Sarah	NZL 	Pro F	691.01	335.34	363.64	1389.99
10	Kelly Toby	NZL 	Jun M	674.16	255.64		929.80
11	Mathis Tom	NZL 	Op1 M	713.48			713.48

	Name	Country	Categ.	Slalom	Tricks	Jump	Overall
12	Groen Rob	NZL	Sen M	685.39			685.39
13	Holden James	NZL	Op1 M	488.76	180.45		669.21
14	Mathis Jack	NZL	Jun M	460.67	156.39		617.06
15	Whitehouse Harrison	GBR	Op1 M	230.34	60.15	314.05	604.54
16	Plumber Grant	NZL	Sen M	404.49	174.44		578.93
17	Paterson Doug	NZL	Vet M	370.79	129.32		500.11
18	O'Donnell Gary	NZL	Vet M	483.15			483.15
19	Mcguire James	NZL	Jun M	319.10	142.86		461.96
20	Mctaggart John	NZL	Vet M	266.85	94.74		361.59
21	Mckenzie Emma	NZL	Jun F	147.75	69.17		216.92
22	Fisher Dave	NZL	Op2 M	140.45	36.09		176.54
23	Gadsby Edwina	AUS	Op1 F	139.33	13.53		152.86
24	Mcguire Charlotte	NZL	Jun F	109.55	21.05		130.60
25	Mitchell Rush	NZL	Jun M	70.22	18.05		88.27
26	Bourke Madison	NZL	-14 F	22.47	46.62		69.09
27	Fisher Ashlyn	NZL	Jun F	22.47	13.53		36.00

Veteran Men Overall Results

	Name	Country	Categ.	Slalom	Tricks	Jump	Overall
1	Paterson Doug	NZL	Vet M	767.44	1000.00		1767.44
2	Mctaggart John	NZL	Vet M	552.33	732.56		1284.89
3	O'Donnell Gary	NZL	Vet M	1000.00			1000.00

Sub Junior Girls Slalom Results

	Name	Country	Categ.	Round 1	Round 2	Overall
1	Bourke Madison	NZL	-14 F	0.40	0.00	1000.00

Open 1 Women Slalom Results

	Name	Country	Categ.	Round 1	Round 2	Overall
1	Gadsby Edwina	AUS	Op1 F	2.35	2.48	1000.00

Sub Junior Girls Tricks Results

	Name	Country	Categ.	Round 1	Round 2	Overall
1	Bourke Madison	NZL	-14 F	310		1000.00


Open 1 Women Tricks Results

	Name	Country	Categ.	Round 1	Round 2	Overall
1	Gadsby Edwina	AUS	Op1 F	90		1000.00

Sub Junior Girls Overall Results

	Name	Country	Categ.	Slalom	Tricks	Jump	Overall
1	Bourke Madison	NZL	-14 F	1000.00	1000.00		2000.00

Open 1 Women Overall Results

	Name	Country	Categ.	Slalom	Tricks	Jump	Overall
1	Gadsby Edwina	AUS 	Op1 F	1000.00	1000.00		2000.00

Chief Judge
O'Donnell Kathy

Homologator

Scorer