






















Junior Girls under 15 Slalom Results

Homologation: Ranking List

Bib	Name	Country	Categ.	Eliminacje	Overall
1	(1) Wozniak Idalia	POL 	-15 F	2,50/49	1000,00
2	(34) Grochowska Kinga	POL 	-15 F	2,00/49	984,62
3	(33) Polkowska Zuzanna	POL 	-15 F	5,00/43	707,69
4	(51) Splichalova Denisa	CZE 	-15 F	2,50/43	630,77
5	(14) Konarska Patrycja	POL 	-15 F	2,00/43	615,38
6	(43) Cyl Ewelina	POL 	-15 F	4,50/40	507,69
7	(56) Jaroszewska Izabela	POL 	-15 F	2,00/34	61,54
8	(57) Rochowiak Agata	POL 	-15 F	1,00/34	30,77
9	(52) Balonova Pavlina	CZE 	-15 F	0,50/34	15,38











Junior Boys under 15 Slalom Results

Homologation: Ranking List

Bib	Name	Country	Categ.	Eliminacje	Overall
1	(18) Gogola Wojciech	POL 	-15 M	5,25/58/18.25	1000,00
2	(17) Kowalczyk Krzysztof	POL 	-15 M	5,00/58/18.25	994,71
3	(11) Rutkowski Artur	BLR 	-15 M	3,50/58/18.25	962,96
4	(2) Grzesiak Mateusz	POL 	-15 M	0,50/55/18.25	772,49
5	(35) Jaglewicz Krzysztof	POL 	-15 M	3,00/52	698,41
5	(38) Zawadzki Konrad	POL 	-15 M	3,00/52	698,41
7	(59) Srodkowski Jakub	POL 	-15 M	2,00/49	550,26
8	(40) Sibicki Jakub	POL 	-15 M	1,25/49	534,39
9	(65) Serafin Robert	POL 	-15 M	5,00/43	359,79
10	(64) Gebski Krzysztof	POL 	-15 M	3,00/43	317,46
11	(15) Siedlarski Jakub	POL 	-15 M	2,50/40	179,89
12	(53) Wlosok Krystof	CZE 	-15 M	1,50/37	31,75







Junior Girls under 19 Slalom Results

Homologation: Ranking List

Bib	Name	Country	Categ.	Eliminacje	Overall
1	(44) Rutkowska Malgorzata	POL 	-19 F	3,50/55/16.00	1000,00
2	(48) Tomanova Katerina	CZE 	-19 F	5,25/52	800,97
3	(30) Kuzbiel Aleksandra	POL 	-19 F	2,00/52	737,86
4	(50) Splichalova Andrea	CZE 	-19 F	1,50/52	728,16
5	(58) Styslo Klaudia	POL 	-19 F	4,00/46	543,69
6	(20) Otreba Anna	POL 	-19 F	2,50/46	514,56
7	(31) Molenda Magdalena	POL 	-19 F	1,50/46	495,15
8	(3) Kusiak Ada	POL 	-19 F	5,00/43	446,60
9	(66) Leniec Katarzyna	POL 	-19 F	3,00/43	407,77
9	(32) Raczkowska Izabela	POL 	-19 F	3,00/43	407,77









Junior Boys under 19 Slalom Results

Homologation: Ranking List

Bib	Name	Country	Categ.	Eliminacje	Overall
1	(45) Borysewicz Kamil	POL 	-19 M	5,00/58/13.00	1000,00
2	(47) Meisner Viktor	CZE 	-19 M	0,00/58/13.00	923,08
3	(39) Zawadzki Erwin	POL 	-19 M	2,00/58/16.00	769,23
4	(19) Swietek Pavel	POL 	-19 M	3,50/58/18.25	700,00
5	(4) Oronowicz Jakub	POL 	-19 M	5,25/49	450,00
6	(69) Biegunski Sebastian	POL 	-19 M	5,00/46	353,85

















Open Ladies Slalom Results

Homologation: Ranking List

Bib	Name	Country	Categ.	Eliminacje	Overall
1	(9) Zakharkevich Katsiaryna	BLR 	Ope F	5,00/55/16.00	1000,00
2	(23) Mazurkiewicz Justyna	POL 	Ope F	2,00/55/16.00	943,40
3	(8) Danishevskaya Aliaksandra	BLR 	Ope F	4,50/55/18.25	877,36
4	(13) Volodzkina Aliaksandra	BLR 	Ope F	4,00/55/18.25	867,92
5	(5) Smolen Agata	POL 	Ope F	3,00/55/18.25	849,06
6	(25) Gogola Anna	POL 	Ope F	2,50/55/18.25	839,62
7	(24) Gogola Aleksandra	POL 	Ope F	5,00/34	94,34
8	(22) Mos Anna	POL 	Ope F	2,50/34	47,17









Open Men Slalom Results

Homologation: Ranking List

Bib	Name	Country	Categ.	Eliminacje	Overall
1	(27) Kazek Dawid	POL 	Ope M	4,00/58/13.00	1000,00
2	(7) Bernatowicz Krzysztof	POL 	Ope M	3,00/58/13.00	984,38
3	(12) Isayeu Aliaksandr	BLR 	Ope M	5,50/58/16.00	835,94
3	(46) Rutkowski Jakub	POL 	Ope M	5,50/58/16.00	835,94
5	(10) Shpak Stsiapan	BLR 	Ope M	2,50/58/16.00	789,06
6	(29) Galinowski Jan	POL 	Ope M	5,50/58/18.25	742,19
7	(28) Pieczonka Bartosz	POL 	Ope M	4,00/58/18.25	718,75
8	(49) Chladek Lukas	CZE 	Ope M	3,50/58/18.25	710,94
9	(26) Gruca Marcin	POL 	Ope M	1,50/58/18.25	679,69
10	(36) Andracki Dawid	POL 	Ope M	5,25/55/18.25	644,53
11	(61) Naorniakowski Marek	POL 	Ope M	4,50/55/18.25	632,81
11	(41) Szumski Seweryn	POL 	Ope M	4,50/55/18.25	632,81
13	(62) Naorniakowski Tomek	POL 	Ope M	2,50/52	507,81
14	(37) Ulanowicz Olaf	POL 	Ope M	5,50/37	85,94
15	(55) Miketa Jan	CZE 	Ope M	5,25/37	82,03
16	(42) Kwapien Mariusz	POL 	Ope M	2,50/37	39,06











Junior Girls under 15 Tricks Results

Homologation: Ranking List

Bib	Name	Country	Categ.	Eliminacje	Overall
1	(1) Wozniak Idalia	POL 	-15 F	2040	1000,00
2	(14) Konarska Patrycja	POL 	-15 F	1190	583,33
3	(52) Balonova Pavlina	CZE 	-15 F	530	259,80
4	(57) Rochowiak Agata	POL 	-15 F	430	210,78
5	(33) Polkowska Zuzanna	POL 	-15 F	380	186,27
6	(34) Grochowska Kinga	POL 	-15 F	260	127,45
7	(51) Splichalova Denisa	CZE 	-15 F	240	117,65
8	(43) Cyl Ewelina	POL 	-15 F	160	78,43








Junior Boys under 15 Tricks Results

Homologation: Ranking List

Bib	Name	Country	Categ.	Eliminacje	Overall
1	(18) Gogola Wojciech	POL 	-15 M	2950	1000,00
2	(11) Rutkouski Artur	BLR 	-15 M	1160	393,22
3	(2) Grzesiak Mateusz	POL 	-15 M	780	264,41
3	(17) Kowalczyk Krzysztof	POL 	-15 M	780	264,41
5	(38) Zawadzki Konrad	POL 	-15 M	580	196,61
6	(35) Jaglewicz Krzysztof	POL 	-15 M	340	115,25
7	(53) Wlosok Krystof	CZE 	-15 M	320	108,47
8	(40) Sibicki Jakub	POL 	-15 M	260	88,14
9	(16) Pekala Mateusz	POL 	-15 M	210	71,19
10	(15) Siedlarski Jakub	POL 	-15 M	140	47,46







Junior Girls under 19 Tricks Results

Homologation: Ranking List

Bib	Name	Country	Categ.	Eliminacje	Overall
1	(44) Rutkowska Malgorzata	POL 	-19 F	2750	1000,00
2	(48) Tomanova Katerina	CZE 	-19 F	2010	730,91
3	(50) Splichalova Andrea	CZE 	-19 F	1230	447,27
4	(20) Otreba Anna	POL 	-19 F	660	240,00
5	(31) Molenda Magdalena	POL 	-19 F	420	152,73
6	(30) Kuzbiel Aleksandra	POL 	-19 F	400	145,45
7	(32) Raczkowska Izabela	POL 	-19 F	380	138,18









Junior Boys under 19 Tricks Results

Homologation: Ranking List

Bib	Name	Country	Categ.	Eliminacje	Overall
1	(19) Swietek Pavel	POL 	-19 M	5100	1000,00
2	(47) Meisner Viktor	CZE 	-19 M	2920	572,55
3	(45) Borysewicz Kamil	POL 	-19 M	2720	533,33
4	(4) Oronowicz Jakub	POL 	-19 M	1560	305,88
5	(39) Zawadzki Erwin	POL 	-19 M	1220	239,22
6	(69) Bieganski Sebastian	POL 	-19 M	0	

















Open Ladies Tricks Results

Homologation: Ranking List

Bib	Name	Country	Categ.	Eliminacje	Overall
1	(23) Mazurkiewicz Justyna	POL 	Ope F	5580	1000,00
2	(22) Mos Anna	POL 	Ope F	5510	987,46
3	(13) Volodzkina Aliaksandra	BLR 	Ope F	4440	795,70
4	(25) Gogola Anna	POL 	Ope F	3910	700,72
5	(9) Zakharkevich Katsiaryna	BLR 	Ope F	3670	657,71
6	(8) Danishevskaya Aliaksandra	BLR 	Ope F	3250	582,44
7	(5) Smolen Agata	POL 	Ope F	1280	229,39
8	(24) Gogola Aleksandra	POL 	Ope F	800	143,37





Open Men Tricks Results

Homologation: Ranking List

Bib	Name	Country	Categ.	Eliminacje	Overall
1	(12) Isayeu Aliaksandr	BLR 	Ope M	10750	1000,00
2	(27) Kazek Dawid	POL 	Ope M	8180	760,93
3	(10) Shpak Stsiapan	BLR 	Ope M	7660	712,56
4	(7) Bernatowicz Krzysztof	POL 	Ope M	7220	671,63
5	(54) Kakorych Dzianis	BLR 	Ope M	6630	616,74
6	(26) Gruca Marcin	POL 	Ope M	5430	505,12
7	(29) Galinowski Jan	POL 	Ope M	4470	415,81
8	(49) Chladek Lukas	CZE 	Ope M	3800	353,49
9	(28) Pieczonka Bartosz	POL 	Ope M	3710	345,12
10	(55) Miketa Jan	CZE 	Ope M	3610	335,81
11	(42) Kwapien Mariusz	POL 	Ope M	1980	184,19
12	(37) Ulanowicz Olaf	POL 	Ope M	1730	160,93
13	(46) Rutkowski Jakub	POL 	Ope M	1320	122,79
14	(62) Naorniakowski Tomek	POL 	Ope M	1070	99,53
15	(41) Szumski Seweryn	POL 	Ope M	1040	96,74
16	(36) Andracki Dawid	POL 	Ope M	580	53,95







Junior Girls under 15 Jump Results

Homologation: Ranking List

Bib	Name	Country	Categ.	Eliminacje	Finaly	Overall
1	(1) Wozniak Idalia	POL 	-15 F	18,6m	22,8m	1000,00
2	(43) Cyl Ewelina	POL 	-15 F	15,9m	17,5m	664,56
3	(34) Grochowska Kinga	POL 	-15 F	16,8m	17,3m	651,90
4	(33) Polkowska Zuzanna	POL 	-15 F	16,2m	15,8m	582,28







Junior Boys under 15 Jump Results

Homologation: Ranking List

Bib	Name	Country	Categ.	Eliminacje	Finaly	Overall
1	(18) Gogola Wojciech	POL 	-15 M	34,2m	36,1m	1000,00
2	(11) Rutkouski Artur	BLR 	-15 M	27,4m	28,8m	720,31
3	(38) Zawadzki Konrad	POL 	-15 M	23,6m	27,2m	659,00
4	(17) Kowalczyk Krzysztof	POL 	-15 M	22,8m	24,5m	555,56
5	(40) Sibicki Jakub	POL 	-15 M	18,1m	19,5m	363,98
6	(2) Grzesiak Mateusz	POL 	-15 M	14,0m		153,26





Junior Girls under 19 Jump Results

Homologation: Ranking List

Bib	Name	Country	Categ.	Eliminacje	Finaly	Overall
1	(48) Tomanova Katerina	CZE 	-19 F	32,3m	33,4m	1000,00
2	(44) Rutkowska Malgorzata	POL 	-19 F	29,8m	29,6m	863,64
3	(50) Splichalova Andrea	CZE 	-19 F	26,3m	24,4m	731,06
4	(31) Molenda Magdalena	POL 	-19 F	24,0m	23,5m	643,94
5	(30) Kuzbiel Aleksandra	POL 	-19 F	20,8m	22,2m	575,76
6	(32) Raczkowska Izabela	POL 	-19 F	17,9m		412,88







Junior Boys under 19 Jump Results

Homologation: Ranking List

Bib	Name	Country	Categ.	Eliminacje	Finaly	Overall
1	(45) Borysewicz Kamil	POL 	-19 M	49,3m	47,6m	1000,00
2	(39) Zawadzki Erwin	POL 	-19 M	43,6m	45,2m	895,67
3	(47) Meisner Viktor	CZE 	-19 M	38,9m	40,5m	776,08
4	(19) Swietek Pavel	POL 	-19 M	32,0m	35,6m	651,40





Open Ladies Jump Results








Homologation: Ranking List

Bib	Name	Country	Categ.	Eliminacje	Finaly	Overall
1	(25) Gogola Anna	POL 	Ope F	31,2m	32,5m	1000,00
2	(8) Danishevskaya Aliaksandra	BLR 	Ope F	31,5m	31,8m	972,55
3	(5) Smolen Agata	POL 	Ope F	28,1m	29,9m	898,04
4	(9) Zakharkevich Katsiaryna	BLR 	Ope F	27,3m	28,3m	835,29
5	(22) Mos Anna	POL 	Ope F	21,5m	24,2m	674,51
6	(23) Mazurkiewicz Justyna	POL 	Ope F	19,6m		494,12





Open Men Jump Results

Homologation: Ranking List







Bib	Name	Country	Categ.	Eliminacje	Finaly	Overall
1	(29) Galinowski Jan	POL 	Ope M	55,2m	55,7m	1000,00
2	(7) Bernatowicz Krzysztof	POL 	Ope M	51,7m	55,4m	993,44
3	(46) Rutkowski Jakub	POL 	Ope M	49,9m	50,8m	892,78
4	(10) Shpak Stsiapan	BLR 	Ope M	44,6m	47,7m	824,95

Bib	Name	Country	Categ.	Eliminacje	Finaly	Overall
5	(12) Isayeu Aliaksandr	BLR 	Ope M	43,4m	47,2m	814,00
6	(41) Szumski Seweryn	POL 	Ope M	40,1m	44,4m	752,74
7	(28) Pieczonka Bartosz	POL 	Ope M	40,1m	41,0m	678,34
8	(27) Kazek Dawid	POL 	Ope M	40,3m		663,02
9	(49) Chladek Lukas	CZE 	Ope M	39,9m		654,27
10	(36) Andracki Dawid	POL 	Ope M	36,8m		586,43
11	(26) Gruca Marcin	POL 	Ope M	0,0m		







Junior Girls under 15 Overall Results

Bib	Name	Country	Categ.	Slalom	Tricks	Jump	Overall
1	(1) Wozniak Idalia	POL 	-15 F	1000,00	1000,00	1000,00	3000,00
2	(34) Grochowska Kinga	POL 	-15 F	984,62	127,45	651,90	1763,97
3	(33) Polkowska Zuzanna	POL 	-15 F	707,69	186,27	582,28	1476,24
4	(43) Cyl Ewelina	POL 	-15 F	507,69	78,43	664,56	1250,68





Junior Boys under 15 Overall Results

Bib	Name	Country	Categ.	Slalom	Tricks	Jump	Overall
1	(18) Gogola Wojciech	POL 	-15 M	1000,00	1000,00	1000,00	3000,00
2	(11) Rutkouski Artur	BLR 	-15 M	962,96	393,22	720,31	2076,49
3	(17) Kowalczyk Krzysztof	POL 	-15 M	994,71	264,41	555,56	1814,68
4	(38) Zawadzki Konrad	POL 	-15 M	698,41	196,61	659,00	1554,02
5	(2) Grzesiak Mateusz	POL 	-15 M	772,49	264,41	153,26	1190,16
6	(40) Sibicki Jakub	POL 	-15 M	534,39	88,14	363,98	986,51






Junior Girls under 19 Overall Results


Bib	Name	Country	Categ.	Slalom	Tricks	Jump	Overall
1	(44) Rutkowska Malgorzata	POL 	-19 F	1000,00	1000,00	863,64	2863,64
2	(48) Tomanova Katerina	CZE 	-19 F	800,97	730,91	1000,00	2531,88
3	(50) Splichalova Andrea	CZE 	-19 F	728,16	447,27	731,06	1906,49
4	(30) Kuzbiel Aleksandra	POL 	-19 F	737,86	145,45	575,76	1459,07
5	(31) Molenda Magdalena	POL 	-19 F	495,15	152,73	643,94	1291,82
6	(32) Raczkowska Izabela	POL 	-19 F	407,77	138,18	412,88	958,83

Junior Boys under 19 Overall Results












Bib	Name	Country	Categ.	Slalom	Tricks	Jump	Overall
1	(45) Borysewicz Kamil	POL 	-19 M	1000,00	533,33	1000,00	2533,33
2	(19) Swietek Pavel	POL 	-19 M	700,00	1000,00	651,40	2351,40
3	(47) Meisner Viktor	CZE 	-19 M	923,08	572,55	776,08	2271,71
4	(39) Zawadzki Erwin	POL 	-19 M	769,23	239,22	895,67	1904,12

Open Ladies Overall Results

Bib	Name	Country	Categ.	Slalom	Tricks	Jump	Overall
1	(25) Gogola Anna	POL 	Ope F	839,62	700,72	1000,00	2540,34
2	(9) Zakharkevich Katsiaryna	BLR 	Ope F	1000,00	657,71	835,29	2493,00
3	(23) Mazurkiewicz Justyna	POL 	Ope F	943,40	1000,00	494,12	2437,52
4	(8) Danishevskaya Aliaksandra	BLR 	Ope F	877,36	582,44	972,55	2432,35
5	(5) Smolen Agata	POL 	Ope F	849,06	229,39	898,04	1976,49

Bib	Name	Country	Categ.	Slalom	Tricks	Jump	Overall
6	(22) Mos Anna	POL 	Ope F	47,17	987,46	674,51	1709,14

Open Men Overall Results

Bib	Name	Country	Categ.	Slalom	Tricks	Jump	Overall
1	(12) Isayeu Aliaksandr	BLR 	Ope M	835,94	1000,00	814,00	2649,94
2	(7) Bernatowicz Krzysztof	POL 	Ope M	984,38	671,63	993,44	2649,45
3	(27) Kazek Dawid	POL 	Ope M	1000,00	760,93	663,02	2423,95
4	(10) Shpak Stsiapan	BLR 	Ope M	789,06	712,56	824,95	2326,57
5	(29) Galinowski Jan	POL 	Ope M	742,19	415,81	1000,00	2158,00
6	(46) Rutkowski Jakub	POL 	Ope M	835,94	122,79	892,78	1851,51
7	(28) Pieczonka Bartosz	POL 	Ope M	718,75	345,12	678,34	1742,21
8	(49) Chladek Lukas	CZE 	Ope M	710,94	353,49	654,27	1718,70
9	(41) Szumski Seweryn	POL 	Ope M	632,81	96,74	752,74	1482,29
10	(36) Andracki Dawid	POL 	Ope M	644,53	53,95	586,43	1284,91
11	(26) Gruca Marcin	POL 	Ope M	679,69	505,12		1184,81

Chief Judge
Michail Padaliak

Homologator
Zasepa Jacek

Scorer
Grazyna Naorniakowska-Kolodziej