































Junior Girls under 15 Slalom Results

Homologation: World record

	Name	Country	Categ.	Preliminary	Final	Pts	Overall
1	Borikova Karin	SVK 	-15 F	3,00/55/14.25	2,50/55/12.00	98,50	1000,00
2	Trubskaya Valeryia	BLR 	-15 F	4,25/55/14.25	2,00/55/14.25	86,00	850,36
3	Parkhomenka Alena	BLR 	-15 F	2,00/55/16.00	3,00/55/16.00	81,00	744,53
4	Fedorova Lucia	SVK 	-15 F	1,50/55/18.25	4,00/55/18.25	76,00	671,53
5	Lahunova Anastasiya	BLR 	-15 F	2,50/55/18.25	0,50/55/18.25	72,50	649,64
6	Haraburda Martyna	POL 	-15 F	4,00/43		0,00	321,17
7	Gajdzik Oliwia	POL 	-15 F	4,25/40		0,00	237,23
8	Hirchy-Zak Kamila	POL 	-15 F	3,00/34		0,00	43,80
9	Jablonska Aleksandra	POL 	-15 F	1,00/34		0,00	14,60











Junior Boys under 15 Slalom Results

Homologation: World record

	Name	Country	Categ.	Preliminary	Final	Pts	Overall
1	Harbachuk Viktor	BLR 	-15 M	1,50/58/14.25	4,50/58/14.25	88,50	1000,00
2	Goldenberg Yahali	ISR 	-15 M	4,50/58/18.25	1,50/58/14.25	85,50	948,72
3	Bodingbauer David	AUT 	-15 M	2,00/58/18.25	3,00/58/18.25	75,00	769,23
4	Liasnoi Arseni	BLR 	-15 M	5,50/58/18.25	2,50/58/18.25	74,50	811,97
5	Vasko Daniel	SVK 	-15 M	3,00/58/18.25	2,50/58/18.25	74,50	769,23
6	Piatrenka Stefan	BLR 	-15 M	1,50/58/18.25	2,50/58/18.25	74,50	760,68
7	Saxa Samuel	SVK 	-15 M	2,00/55/18.25	2,50/58/18.25	74,50	760,68
8	Asher Yuval	ISR 	-15 M	4,25/58/18.25	1,25/58/18.25	73,25	790,60
9	Oborski Konrad	POL 	-15 M	3,00/58/18.25	4,50/55/18.25	70,50	769,23
10	Zhylitsky Stanislav	BLR 	-15 M	3,00/55/18.25	3,00/55/18.25	69,00	666,67
11	Zambory Tobias	SVK 	-15 M	5,50/52		0,00	606,84
12	Mieloch Bartosz	POL 	-15 M	5,25/52		0,00	602,56
12	Nowakowski Jakub	POL 	-15 M	5,25/52		0,00	602,56
14	Sawicki Mikolaj	POL 	-15 M	1,50/52		0,00	538,46
14	Siedlarski Jakub	POL 	-15 M	1,50/52		0,00	538,46
16	Ulanowicz Kacper	POL 	-15 M	4,00/46		0,00	376,07
17	Wycisk Jakub	POL 	-15 M	3,00/43		0,00	256,41
18	Kwapien Olaf	POL 	-15 M	1,50/43		0,00	230,77
19	Wycisk Mateusz	POL 	-15 M	5,00/40		0,00	188,03
20	Piekarski Maciej	POL 	-15 M	3,00/37		0,00	51,28
21	Kisiel Dominik	POL 	-15 M	1,50/37		0,00	25,64












Junior Girls under 19 Slalom Results

Homologation: World record

	Name	Country	Categ.	Preliminary	Final	Pts	Overall
1	Petskova Iryna	BLR 	-19 F	4,00/55/16.00	3,00/55/14.25 <small>(Tiebreak: 3,00/55/14.25)</small>	87,00	1000,00
2	Svecova Katerina	CZE 	-19 F	1,50/55/14.25	3,00/55/14.25 <small>(Tiebreak: 2,00/55/14.25)</small>	87,00	1000,00
3	Splichalova Andrea	CZE 	-19 F	6,00/55/18.25	1,50/55/14.25	85,50	973,68
4	Bodingbauer Maria	AUT 	-19 F	1,50/55/16.00	1,25/55/16.00	79,25	868,42
5	Wenger Vanessa	AUT 	-19 F	2,25/55/14.25	2,25/43	2,25	986,84
6	Jaroszewska Izabela	POL 	-19 F	5,00/55/18.25		0,00	824,56
7	Polkowska Zuzanna	POL 	-19 F	4,50/52		0,00	710,53
8	Wozniak Idalia	POL 	-19 F	4,00/52		0,00	701,75
9	Cyl Ewelina	POL 	-19 F	2,50/52		0,00	675,44
10	Konarska Patrycja	POL 	-19 F	4,00/46		0,00	491,23







Junior Boys under 19 Slalom Results

Homologation: World record

	Name	Country	Categ.	Preliminary	Final	Pts	Overall
1	Purosau Mikhail	BLR 	-19 M	2,50/58/14.25	1,25/58/12.00	97,25	1000,00
2	Zawadzki Konrad	POL 	-19 M	5,00/58/18.25	5,00/58/14.25	89,00	877,32
3	Grzesiak Mateusz	POL 	-19 M	5,00/58/16.00	3,00/58/16.00	81,00	788,10
4	Fridman Tomer	ISR 	-19 M	5,50/58/18.25	5,00/58/18.25	77,00	706,32
5	Zawadzki Erwin	POL 	-19 M	2,00/58/18.25	4,50/58/18.25	76,50	691,45
6	Jaglewicz Krzysztof	POL 	-19 M	5,00/55/18.25	1,00/58/18.25	73,00	639,41
7	Sibicki Jakub	POL 	-19 M	4,00/52		0,00	505,58
8	Lasecki Filip	POL 	-19 M	1,50/52		0,00	468,40
9	Kochanowski Patryk	POL 	-19 M	5,00/46		0,00	342,01
10	Paulmair Thomas	AUT 	-19 M	4,00/43		0,00	59,48
11	Kowalczyk Krzysztof	POL 	-19 M	2,50/43		0,00	37,17








Open Ladies Slalom Results

Homologation: World record

	Name	Country	Categ.	Preliminary	Final	Pts	Overall
1	Schall Bianca	AUT 	Ope F	2,00/55/11.25	2,00/55/11.25	104,00	1000,00
2	Cseploova Veronika	SVK 	Ope F	3,50/55/16.00	5,00/55/14.25	89,00	797,30
3	Pavlova Olga	BLR 	Ope F	2,25/55/14.25	3,00/55/14.25	87,00	770,27
4	Kazek Anna	POL 	Ope F	0,00/55/16.00	1,50/55/14.25	85,50	750,00
5	Rutkowska Malgorzata	POL 	Ope F	3,00/52	4,00/55/18.25	76,00	621,62
6	Molenda Magdalena	POL 	Ope F	1,00/52		0,00	13,51




Open Men Slalom Results

Homologation: World record

	Name	Country	Categ.	Preliminary	Final	Pts	Overall
1	Kerpcar Juraj	SVK 	Ope M	3,00/58/13.00	5,50/58/11.25	107,50	1000,00
2	Bernatowicz Krzysztof	POL 	Ope M	5,50/58/16.00	2,50/58/11.25	104,50	961,29
3	Gruca Martin	POL 	Ope M	2,50/58/13.00	5,50/58/13.00	95,50	845,16
4	Borysewicz Kamil	POL 	Ope M	3,00/58/13.00	3,50/58/13.00	93,50	819,35
5	Kwapien Mariusz	POL 	Ope M	3,00/58/16.00	2,50/58/14.25	86,50	729,03
6	Shpak Stsiapan	BLR 	Ope M	3,50/55/18.25		0,00	45,16
6	Swietek Pawel	POL 	Ope M	3,50/55/18.25		0,00	45,16










Senior 1 Men Slalom Results

Homologation: World record

	Name	Country	Categ.	Preliminary	Final	Pts	Overall
1	Naorniakowski Jacek	POL 	Se1 M	6,00/49	4,00/49	64,00	1000,00
2	Mos Michal	POL 	Se1 M	5,50/40	3,00/46	57,00	700,00
3	Paulmair Engelbert	AUT 	Se1 M	3,00/49	5,00/37	5,00	900,00




















Junior Girls under 15 Tricks Results

Homologation: World record

	Name	Country	Categ.	Preliminary	Final	Pts	Overall
1	Parkhomenka Alena	BLR 	-15 F	7690	7640	7640	1000,00
2	Lahunova Anastasiya	BLR 	-15 F	3730	3990	3990	518,86
3	Borikova Karin	SVK 	-15 F	3750	3460	3460	487,65
4	Trubskaya Valeryia	BLR 	-15 F	4440	2890	2890	577,37
5	Fedorova Lucia	SVK 	-15 F	1650	2540	2540	330,30
6	Gajdzik Oliwia	POL 	-15 F	740		0	96,23
7	Hirchy-Zak Kamila	POL 	-15 F	310		0	40,31
8	Haraburda Martyna	POL 	-15 F	280		0	36,41
9	Jablonska Aleksandra	POL 	-15 F	0		0	











Junior Boys under 15 Tricks Results

Homologation: World record

	Name	Country	Categ.	Preliminary	Final	Pts	Overall
1	Harbachuk Viktor	BLR 	-15 M	8090	8090	8090	1000,00
2	Liasnoi Arseni	BLR 	-15 M	6150	6870	6870	849,20
3	Zhylitsky Stanislav	BLR 	-15 M	2850	3570	3570	441,29
4	Goldenberg Yahali	ISR 	-15 M	3510	2790	2790	433,87
5	Siedlarski Jakub	POL 	-15 M	1950	2250	2250	278,12
6	Piatrenka Stefan	BLR 	-15 M	4990	2030	2030	616,81
7	Asher Yuval	ISR 	-15 M	1450	2000	2000	247,22
8	Vasko Daniel	SVK 	-15 M	1440	1960	1960	242,27
9	Bodingbauer David	AUT 	-15 M	1410		0	174,29
10	Zambory Tobias	SVK 	-15 M	1240		0	153,28
11	Nowakowski Jakub	POL 	-15 M	1210		0	149,57
12	Saxa Samuel	SVK 	-15 M	1100		0	135,97
13	Mieloch Bartosz	POL 	-15 M	500		0	61,80
14	Oborski Konrad	POL 	-15 M	440		0	54,39
15	Wycisk Mateusz	POL 	-15 M	430		0	53,15
16	Sawicki Mikolaj	POL 	-15 M	420		0	51,92
17	Wycisk Jakub	POL 	-15 M	120		0	14,83
18	Ulanowicz Kacper	POL 	-15 M	80		0	9,89
19	Kwapien Olaf	POL 	-15 M	20		0	2,47











Junior Girls under 19 Tricks Results

Homologation: World record

	Name	Country	Categ.	Preliminary	Final	Pts	Overall
1	Splichalova Andrea	CZE 	-19 F	3910	4140	4140	708,90
2	Wozniak Idalia	POL 	-19 F	3880	3880	3880	664,38
3	Petskova Iryna	BLR 	-19 F	5840	3060	3060	1000,00
4	Svecova Katerina	CZE 	-19 F	5210	1990	1990	892,12
5	Bodingbauer Maria	AUT 	-19 F	1450	1340	1340	248,29
6	Wenger Vanessa	AUT 	-19 F	1190		0	203,77
7	Polkowska Zuzanna	POL 	-19 F	1120		0	191,78
8	Jaroszewska Izabela	POL 	-19 F	1090		0	186,64
9	Konarska Patrycja	POL 	-19 F	580		0	99,32
10	Cyl Ewelina	POL 	-19 F	240		0	41,10







Junior Boys under 19 Tricks Results

Homologation: World record

	Name	Country	Categ.	Preliminary	Final	Pts	Overall
1	Purosau Mikhail	BLR 	-19 M	9310	8810	8810	1000,00
2	Grzesiak Mateusz	POL 	-19 M	1900	2650	2650	284,64
3	Fridman Tomer	ISR 	-19 M	1310	1890	1890	203,01
4	Zawadzki Erwin	POL 	-19 M	1390	1260	1260	149,30
5	Kowalczyk Krzysztof	POL 	-19 M	1070	1150	1150	123,52
6	Jaglewicz Krzysztof	POL 	-19 M	1000		0	107,41
7	Zawadzki Konrad	POL 	-19 M	950		0	102,04
8	Sibicki Jakub	POL 	-19 M	700		0	75,19
9	Kochanowski Patryk	POL 	-19 M	260		0	27,93
10	Lasecki Filip	POL 	-19 M	80		0	8,59








Open Ladies Tricks Results

Homologation: World record

	Name	Country	Categ.	Preliminary	Final	Pts	Overall
1	Pavlova Olga	BLR 	Ope F	7110	8580	8580	1000,00
2	Kazek Anna	POL 	Ope F	6510	6230	6230	758,74
3	Schall Bianca	AUT 	Ope F	2870	3080	3080	358,97
4	Cseploova Veronika	SVK 	Ope F	1470	2050	2050	238,93
5	Molenda Magdalena	POL 	Ope F	720		0	83,92
6	Rutkowska Malgorzata	POL 	Ope F	700		0	81,59



Open Men Tricks Results

Homologation: World record

	Name	Country	Categ.	Preliminary	Final	Pts	Overall
1	Shpak Stsiapan	BLR 	Ope M	7330	8430	8430	1000,00
2	Kerpcar Juraj	SVK 	Ope M	6520	6850	6850	812,57
3	Gruca Martin	POL 	Ope M	6450	6310	6310	765,12
4	Bernatowicz Krzysztof	POL 	Ope M	6910	6150	6150	819,69
5	Borysewicz Kamil	POL 	Ope M	2510	1770	1770	297,75
6	Swietek Pawel	POL 	Ope M	2190		0	259,79
7	Kwapien Mariusz	POL 	Ope M	1340		0	158,96





Senior 1 Men Tricks Results

Homologation: World record

	Name	Country	Categ.	Preliminary	Final	Pts	Overall
1	Mos Michal	POL 	Se1 M	1470	2810	2810	1000,00
2	Naorniakowski Jacek	POL 	Se1 M	990	1190	1190	423,49



















Junior Girls under 15 Jump Results

Homologation: World record

	Name	Country	Categ.	Preliminary	Final	Pts	Overall
1	Borikova Karin	SVK 	-15 F	27,4m	28,8m	28,8	1000,00
2	Parkhomenka Alena	BLR 	-15 F	27,1m	28,3m	28,3	977,06
3	Trubskaya Valeryia	BLR 	-15 F	25,6m	26,0m	26,0	871,56
4	Jablonska Aleksandra	POL 	-15 F	10,4m	13,8m	13,8	311,93










Junior Boys under 15 Jump Results

Homologation: World record

	Name	Country	Categ.	Preliminary	Final	Pts	Overall
1	Liasnoi Arseni	BLR 	-15 M	34,5m	36,9m	36,9	1000,00
2	Harbachuk Viktar	BLR 	-15 M	33,0m	34,2m	34,2	899,63
3	Piatrenka Stefan	BLR 	-15 M	30,8m	33,7m	33,7	881,04
4	Oborski Konrad	POL 	-15 M	28,4m	32,6m	32,6	840,15
5	Vasko Daniel	SVK 	-15 M	27,6m	30,8m	30,8	773,23
6	Siedlarski Jakub	POL 	-15 M	26,6m	28,0m	28,0	669,14
7	Asher Yuval	ISR 	-15 M	26,5m	25,3m	25,3	613,38
8	Goldenberg Yahali	ISR 	-15 M	33,4m	0,00m	0,0	869,89
9	Bodingbauer David	AUT 	-15 M	22,9m		0,0	479,55
10	Zhylytsky Stanislav	BLR 	-15 M	21,6m		0,0	431,23
11	Mieloch Bartosz	POL 	-15 M	19,1m		0,0	338,29
12	Sawicki Mikolaj	POL 	-15 M	17,4m		0,0	275,09
13	Nowakowski Jakub	POL 	-15 M	15,7m		0,0	211,90
14	Wycisk Mateusz	POL 	-15 M	13,1m		0,0	115,24
15	Ulanowicz Kacper	POL 	-15 M	12,9m		0,0	107,81
16	Wycisk Jakub	POL 	-15 M	11,8m		0,0	66,91
17	Kisiel Dominik	POL 	-15 M	11,5m		0,0	55,76
18	Kwapien Olaf	POL 	-15 M	11,4m		0,0	52,04








Junior Girls under 19 Jump Results

Homologation: World record

	Name	Country	Categ.	Preliminary	Final	Pts	Overall
1	Svecova Katerina	CZE 	-19 F	31,6m	33,6m	33,6	1000,00
2	Splichalova Andrea	CZE 	-19 F	30,5m	33,3m	33,3	988,72
3	Petskova Iryna	BLR 	-19 F	30,7m	31,6m	31,6	924,81
4	Polkowska Zuzanna	POL 	-19 F	28,8m	29,4m	29,4	842,11
5	Wozniak Idalia	POL 	-19 F	27,6m	28,3m	28,3	800,75
6	Bodingbauer Maria	AUT 	-19 F	22,8m		0,0	593,98
7	Cyl Ewelina	POL 	-19 F	22,5m		0,0	582,71
8	Jaroszevska Izabela	POL 	-19 F	21,2m		0,0	533,83
9	Wenger Vanessa	AUT 	-19 F	0,00m		0,0	







Junior Boys under 19 Jump Results

Homologation: World record

	Name	Country	Categ.	Preliminary	Final	Pts	Overall
1	Zawadzki Erwin	POL 	-19 M	45,9m	50,6m	50,6	1000,00
2	Zawadzki Konrad	POL 	-19 M	44,2m	45,3m	45,3	869,46
3	Purosau Mikhail	BLR 	-19 M	37,8m	40,9m	40,9	761,08
4	Kowalczyk Krzysztof	POL 	-19 M	29,2m	35,0m	35,0	615,76
5	Fridman Tomer	ISR 	-19 M	26,2m	28,2m	28,2	448,28
6	Lasecki Filip	POL 	-19 M	20,9m		0,0	268,47
7	Sibicki Jakub	POL 	-19 M	19,2m		0,0	226,60






Open Ladies Jump Results

Homologation: World record





	Name	Country	Categ.	Preliminary	Final	Pts	Overall
1	Pavlova Olga	BLR 	Ope F	37,5m	37,7m	37,7	1000,00
2	Rutkowska Malgorzata	POL 	Ope F	30,6m	35,5m	35,5	928,34
3	Schall Bianca	AUT 	Ope F	31,9m	35,2m	35,2	918,57
4	Cseploova Veronika	SVK 	Ope F	29,1m	30,5m	30,5	765,47
5	Molenda Magdalena	POL 	Ope F	21,4m	24,1m	24,1	557,00
6	Kazek Anna	POL 	Ope F	20,7m		0,0	446,25

Open Men Jump Results

















Homologation: World record

	Name	Country	Categ.	Preliminary	Final	Pts	Overall
1	Shpak Stsiapan	BLR 	Ope M	52,4m	56,9m	56,9	1000,00
2	Bernatowicz Krzysztof	POL 	Ope M	48,9m	53,0m	53,0	916,84
3	Borysewicz Kamil	POL 	Ope M	54,6m	52,2m	52,2	950,96
4	Kerpcar Juraj	SVK 	Ope M	33,6m	43,3m	43,3	710,02
5	Swietek Pawel	POL 	Ope M	28,3m		0,0	390,19









Junior Girls under 15 Overall Results

	Name	Country	Categ.	Slalom	Tricks	Jump	Overall
1	Parkhomenka Alena	BLR 	-15 F	744,53	1000,00	977,06	2721,59
2	Borikova Karin	SVK 	-15 F	1000,00	487,65	1000,00	2487,65
3	Trubskaya Valeryia	BLR 	-15 F	850,36	577,37	871,56	2299,29
4	Jablonska Aleksandra	POL 	-15 F	14,60		311,93	326,53








Junior Boys under 15 Overall Results

	Name	Country	Categ.	Slalom	Tricks	Jump	Overall
1	Harbachuk Viktor	BLR 	-15 M	1000,00	1000,00	899,63	2899,63
2	Liasnoi Arseni	BLR 	-15 M	811,97	849,20	1000,00	2661,17
3	Piatrenka Stefan	BLR 	-15 M	760,68	616,81	881,04	2258,53
4	Goldenberg Yahali	ISR 	-15 M	948,72	433,87	869,89	2252,48
5	Vasko Daniel	SVK 	-15 M	769,23	242,27	773,23	1784,73
6	Oborski Konrad	POL 	-15 M	769,23	54,39	840,15	1663,77
7	Asher Yuval	ISR 	-15 M	790,60	247,22	613,38	1651,20
8	Zhylitsky Stanislav	BLR 	-15 M	666,67	441,29	431,23	1539,19
9	Siedlarski Jakub	POL 	-15 M	538,46	278,12	669,14	1485,72
10	Bodingbauer David	AUT 	-15 M	769,23	174,29	479,55	1423,07
11	Mieloch Bartosz	POL 	-15 M	602,56	61,80	338,29	1002,65
12	Nowakowski Jakub	POL 	-15 M	602,56	149,57	211,90	964,03
13	Sawicki Mikolaj	POL 	-15 M	538,46	51,92	275,09	865,47
14	Ulanowicz Kacper	POL 	-15 M	376,07	9,89	107,81	493,77
15	Wycisk Jakub	POL 	-15 M	256,41	14,83	66,91	338,15
16	Kwapien Olaf	POL 	-15 M	230,77	2,47	52,04	285,28







Junior Girls under 19 Overall Results

	Name	Country	Categ.	Slalom	Tricks	Jump	Overall
1	Petskova Iryna	BLR 	-19 F	1000,00	1000,00	924,81	2924,81
2	Svecova Katerina	CZE 	-19 F	1000,00	892,12	1000,00	2892,12
3	Splichalova Andrea	CZE 	-19 F	973,68	708,90	988,72	2671,30
4	Wozniak Idalia	POL 	-19 F	701,75	664,38	800,75	2166,88
5	Bodingbauer Maria	AUT 	-19 F	868,42	248,29	593,98	1710,69
6	Jaroszewska Izabela	POL 	-19 F	824,56	186,64	533,83	1545,03
7	Cyl Ewelina	POL 	-19 F	675,44	41,10	582,71	1299,25
8	Wenger Vanessa	AUT 	-19 F	986,84	203,77		1190,61






Junior Boys under 19 Overall Results

	Name	Country	Categ.	Slalom	Tricks	Jump	Overall
1	Purosau Mikhail	BLR 	-19 M	1000,00	1000,00	761,08	2761,08
2	Zawadzki Konrad	POL 	-19 M	877,32	102,04	869,46	1848,82
3	Zawadzki Erwin	POL 	-19 M	691,45	149,30	1000,00	1840,75
4	Fridman Tomer	ISR 	-19 M	706,32	203,01	448,28	1357,61
5	Sibicki Jakub	POL 	-19 M	505,58	75,19	226,60	807,37
6	Kowalczyk Krzysztof	POL 	-19 M	37,17	123,52	615,76	776,45
7	Lasecki Filip	POL 	-19 M	468,40	8,59	268,47	745,46

Open Ladies Overall Results

	Name	Country	Categ.	Slalom	Tricks	Jump	Overall
1	Pavlova Olga	BLR 	Ope F	770,27	1000,00	1000,00	2770,27
2	Schall Bianca	AUT 	Ope F	1000,00	358,97	918,57	2277,54
3	Kazek Anna	POL 	Ope F	750,00	758,74	446,25	1954,99
4	Cseploova Veronika	SVK 	Ope F	797,30	238,93	765,47	1801,70
5	Rutkowska Malgorzata	POL 	Ope F	621,62	81,59	928,34	1631,55
6	Molenda Magdalena	POL 	Ope F	13,51	83,92	557,00	654,43

Open Men Overall Results

	Name	Country	Categ.	Slalom	Tricks	Jump	Overall
1	Bernatowicz Krzysztof	POL 	Ope M	961,29	819,69	916,84	2697,82
2	Kerpcar Juraj	SVK 	Ope M	1000,00	812,57	710,02	2522,59
3	Borysewicz Kamil	POL 	Ope M	819,35	297,75	950,96	2068,06
4	Shpak Stsiapan	BLR 	Ope M	45,16	1000,00	1000,00	2045,16
5	Swietek Pawel	POL 	Ope M	45,16	259,79	390,19	695,14

Chief Judge
Padaliak Mikhail

Homologator
Zasepa Jacek

Scorer
Naorniakowska Grazyna