













Overall Under 14 Team classification Team results

Country	Name	Categ.	Slalom	Tricks	Jump	Overall
1  Belarus			2173,91	2172,89	2723,01	7069,81
	(40) BELSKAYA, Marvia*	-14 F	*755.81	370.30	*1000.00	
	(67) HVOZDZEVA, Sofya*	-14 F	558.14	*877.82	*910.80	
	(78) KOZELSKAYA, Mariva*	-14 F	*744.19	*607.14	*812.21	
	(127) STRALTSOU, Ilva*	-14M	*673.91	*687.93	705.01	
2  Italy			2641,31	2054,42	1890,98	6586,71
	(114) SACCO, Arianna*	-14 F	*1000.00	*569.55		
	(47) CASTRONOVO, Pietro*	-14M	*826.09	*855.17	*545.72	
	(86) MAGGIORE, Giulia*	-14 F	779.07	*629.70	*976.53	
	(87) MARINO, Vincenzo*	-14M	*815.22	489.66	*368.73	
3  France			2428,98	2134,63	1643,07	6206,68
	(54) DUPLAN-FRIBOURG, Pol*	-14M	*858.70	*1000.00	*1000.00	
	(92) MORIN, Antoine*	-14M	608.70	*612.07	*643.07	
	(53) DRAUX, Hippolyte*	-14M	*826.09			
	(107) PRADAT, Lola*	-14 F	*744.19	*522.56		
4  Ukraine			1814,20	2268,57	2010,43	6093,20
	(59) FILARETOV, Damir*	-14M	*750.00	*970.69	*787.61	
	(185) TSIUTSIURA, Maria*	-14 F	*651.16	*890.98	*924.88	
	(106) POSTELNIKOV, Yaroslav*	-14M	*413.04	363.79	*297.94	
	(66) HRUSHKO, Alexandr*	-14M	402.17	*406.90		
5  Austria			2570,28	1372,02	1924,31	5866,61
	(89) MATTERSODORFER, Pia*	-14 F	*744.19		*812.21	
	(159) STEINER, Lili*	-14 F	476.74	*140.98		
	(62) GSCHIEL, Alexander*	-14M	*1000.00	*494.83	*684.37	
	(79) KUHN, Dominic*	-14M	*826.09	*736.21	*427.73	
6  Great Britain			2251,27	1481,44	1784,82	5517,53
	(111) ROBERTS, Lucy*	-14 F	*686.05	*359.02	*497.65	
	(103) PARKIN, Tom*	-14M	*717.39	*527.59	*705.01	
	(113) ROWLAND, Matthew*	-14M	*847.83	*594.83		
	(118) SCUTT, Emma*	-14 F	500.00	203.01	*582.16	
7  Switzerland			2253,79	1355,98	648,72	4258,49
	(57) FÄH, Julie*	-14 F	*790.70	*718.05	*380.28	
	(144) WOLFISBERG, Pirio*	-14 F	*767.44			
	(58) FÄH, Nicolas*	-14M	*695.65	*637.93	*268.44	
	(142) WOLFISBERG, Janni	-14M	565.22			
8  Spain			2198,18	891,08	641,78	3731,04
	(130) TEIXIDOR JUNIOR, Dani*	-14M	*826.09	*665.52	*176.99	
	(122) ESCOLAR NORIEGA FRADES, Patricia*	-14 F	*767.44	*225.56	*464.79	
	(36) BARJAUBOADA, Sandra*	-14 F	*604.65			
9  Sweden			2065,22	139,66	1294,99	3499,87
	(30) ALDMAN, Simon*	-14M	*956.52			
	(68) IREHED, Linus*	-14M	*532.61	*139.66	*678.47	
	(140) WESTLUND, Elliot*	-14M	*576.09		*616.52	
10  Cyprus			2476,74	577,07		3053,81
	(15) PANTELI, Sotiroulla*	-14 F	*883.72			
	(9) LOIZIDOU, Florentia*	-14 F	*941.86	*577.07		
	(52) CONSTANTINOOU, Artemis*	-14 F	*651.16			
	(50) GEORGALLIDES, Costantinos	-14M	369.57			
11  Greece			2250,00	698,38		2948,38
	(32) ARAMPATZIS, Marios*	-14M	*826.09			
	(120) SERPIERIS, Filippos*	-14M	*706.52	*113.79		
	(123) SKOUTELAS, Thomas*	-14M	*717.39			
	(26) VLACHAKOU, Kiriaki-Eleni*	-14 F	558.14	*584.59		
12  Czech Rep.			804,35	618,97	899,71	2323,03
	(74) KALINA, Ondrej*	-14M	*804.35	*618.97	*899.71	



2017 E&A Youth Championships

02/08 - 06/08/2017

Sesena Waterski
Centre (ESP)
Page 2
06.08.2017 - 16:17

Country	Name	Categ.	Slalom	Tricks	Jump	Overall
13 Belgium	(2) BECKERS, Ibe*	-14 F	872,09 *872.09	1000,00 *1000.00		1872,09
14 Germany	(138) WENZEL, Emilv*	-14 F	465,12 *465.12	520,68 *520.68	272,30 *272.30	1258,10
15 Netherlands	(76) KORSTEN, Charlotte* (135) VANBERGEN, Eva* (136) VANBERGEN, Sofie*	-14 F -14 F -14 F	*139.53 *593.02	*174.81 *131.58		1038,94
16 Norway	(55) ELGESEM VANG, Eline* (116) SANDBERG, Nicoline*	-14 F -14 F	*488.37 *81.40		*408.45	978,22
17 Poland	(205) ROLAK, Lukasz*	-14 M	673,91 *673.91			673,91
17 South Africa	(124) STEGMANN, Jason*	-14 M	673,91 *673.91			673,91
19 Russia	(121) SHARGIN, Matvey*	-14 M	663,04 *663.04			663,04
20 Morocco	(39) BELMRAH, Kamil*	-14 M	380,43 *380.43			380,43
21 Denmark	(28) ABRAHAMSEN, Line Molter*	-14 F	290,70 *290.70			290,70

Chief Judge
MOZ, Candido

Homologator
CERUTI, Alberto

Scorer
LANGROCK, Ulf