



















Overall Combined Team Team results



Country	Name	Slalom	Tricks	Jump	Overall
1  Belarus		5533.60	5487.16	5264.91	16285.67
	(64) Belskaya Maryia*	*1000.00	*788.15	*1000.00	
	(40) Hvozdeva Sofya*	*915.66	*1000.00	*785.16	
	(60) Dziadok Yelizaveta*	807.23	*881.51	585.94	
	(72) Straltsou Ilya*	*897.73	682.51	*1000.00	
	(52) Parkhomenka Alena*	*894.12	*1000.00	*932.08	
	(18) Trubskaya Valeryia*	*1000.00	758.01	*784.91	
	(83) Melnik Stsiapan*	*826.09	*831.25	711.71	
	(12) Lapkouski Kiryl*	663.04	*986.25	*762.76	
2  France		5102.95	4084.26	5460.07	14647.28
	(14) Sniter Mathilde*	*771.08	267.50	*765.62	
	(15) Morin Antoine*	579.55	*686.31	*940.59	
	(28) Neyrac Alban*	*840.91	*330.80	*821.78	
	(16) Notat Hugo*	*727.27	*577.95	669.97	
	(41) Anguenot Ines*	*894.12	*780.45	*1000.00	
	(42) Sonier Perrine*	752.94	671.47	*932.08	
	(38) Duplan-Fribourg Pol*	*869.57	*998.75	*1000.00	
	(44) Rousselot Nicolas*	*1000.00	*710.00	669.67	
3  Ukraine		4538.54	5373.03	3873.12	13784.69
	(50) Tsiutsiura Maria*	*771.08	*874.33	*742.19	
	(22) Postelnikov Yaroslav*	*590.91	*712.93	*478.55	
	(44) Hrushko Alexandr*	*704.55	*1000.00	*534.65	
	(25) Chorny Ivan	443.18	484.79	425.74	
	(53) Filaretov Damir*	*717.39	*805.00	*417.42	
	(68) Prosvetova Stanislava*	*917.65	*980.77	*973.58	
	(69) Samoilo Alexander*	*836.96	*1000.00	*726.73	
	(46) Ryabinchuk Ilya		631.25		
4  Austria		4601.13	3218.42	4191.61	12011.16
	(52) Mattersdorfer Pia*	12.05	289.05	*957.03	
	(13) Steiner Lili*	*903.61	*484.74	636.72	
	(49) Hinteregger Samuel*	*647.73	*606.46	*831.68	
	(31) Kuhn Dominic*	*715.91	*973.38	*874.59	
	(35) Attensam Marie*	*776.47			
	(37) Ahammer Elena*	600.00	*477.56	*879.25	
	(39) Schmidberger Theresa*	*611.76	*676.28	*649.06	
	(76) Engelhardt Moritz*	*945.65			
5  Italy		4950.98	3373.95	3557.81	11882.74
	(10) Marino Vincenzo*	*920.45	*927.76	*808.58	
	(17) Boldini Leonardo*	*750.00	*990.49		
	(21) Parth Florian*	*863.64	*728.14	*894.39	
	(34) Mezzetti Nina Maria*	590.36	664.27	*902.34	
	(33) Barone Federica*	*764.71			
	(54) Sacco Arianna*	752.94	*727.56	*532.08	
	(53) Trani Gabriele*	*815.22			
	(61) Fiammenghi Carlo*	*836.96		*420.42	
6  Great Britain		4317.19	2691.97	3374.33	10383.49
	(49) Parkin Tom*	*602.27	*610.27	*874.59	
	(36) Whaling Amy*		409.34	*328.12	
	(19) Lee Molly*	*783.13	*434.47	269.53	
	(27) Roberts Lucy*	*698.80	*687.61	*554.69	
	(10) Robinson Marcus*	*695.65	*257.50	*537.54	
	(45) Scutt Emma*	482.35	*384.62	*535.85	
	(58) Yorke-Davies Saba*	*776.47	253.21	188.68	
	(46) Scutt Oli*	*760.87	*317.50	*543.54	

Country	Name	Slalom	Tricks	Jump	Overall
7  Sweden		4322.78	1623.51	4134.57	10080.86
	(43) Aldman Simon*	*1000.00		*409.24	
	(66) Westlund Elliot*	647.73	*264.26	*841.58	
	(73) Blomqvist Victor*	*715.91	*197.72	*709.57	
	(64) Bjorlin Ella*	*759.04	*219.03	367.19	
	(36) Tornquist Tim*	*989.13	*293.75	*825.83	
	(65) Westlund Charlie*	*847.83	*361.25	*708.71	
	(39) Waldefeldt Karl*	*10.87	*287.50	*639.64	
8  Switzerland		4459.80	1677.04	1356.71	7493.55
	(35) Nohra Nabil*	*715.91			
	(74) Wolfisberg Janni*	556.82		*211.22	
	(63) Fah Nicolas*	*715.91	*545.63	*564.36	
	(73) Frei Vivienne*	*771.08			
	(47) Burge Mara*	623.53	*674.68		
	(32) Paturel Lena*	*729.41			
	(70) Wolfisberg Kirsi*	*647.06	*456.73	*581.13	
	(63) Frei Mike*	*880.43			
9  Greece		4454.81	2198.85		6653.66
	(78) Antonatos Georgios*	*659.09	*338.40		
	(20) Antonatou Kalliopi*	*590.36	197.49		
	(12) Magafosi Sofia-Eleni*	481.93	*323.16		
	(58) Liapis Ilias*	*590.91	*220.53		
	(66) Nathanail Pavlos*	*967.39			
	(76) Pontifix Athina*	*917.65	*482.37		
	(77) Vlachakou Kiriaki-Eleni*	*729.41	*650.64		
	(16) Serpieris Filippos*	576.09	*183.75		
10  Germany		1969.49	1485.39	1995.60	5450.48
	(18) Wenzel Emily*	*632.53	*628.37	*539.06	
	(57) Leonhardt Lilian*	*388.24	*301.28	*596.23	
	(26) Brummel Lara*	*611.76	*304.49	*418.87	
	(11) Wohlfahrt Moritz*	*336.96	*251.25	*441.44	
11  Cyprus		4169.96	842.38		5012.34
	(56) Loizidou Florentia*	*975.90	*351.89		
	(62) Anastasi Stella*	*939.76			
	(75) Georgallides Costantinos*	*613.64			
	(30) Athinakis Ioannis*	386.36	*490.49		
	(59) Panteli Sotiroulla*	*705.88			
	(83) Papaconstantinou Georgios*	*934.78			
12  Czech Rep.		1432.86	841.09	1394.18	3668.13
	(68) Kalina Ondrej*	*315.22	*347.50	*816.82	
	(79) Starkova Isabela*	*635.29	*299.68	*347.17	
	(81) Hanusova Adela*	*482.35	*193.91	*230.19	
13  Slovakia		800.00	498.40	833.96	2132.36
	(55) Oravcova Zuzana*	*800.00	*498.40	*833.96	
14  Netherlands		1457.67	297.50		1755.17
	(32) Van Bergen Eva*	*777.11			
	(14) Korsten Matthijs*	*21.74	*297.50		
	(17) Julsing Klaske*	*658.82			
15  Belgium		858.82	883.01		1741.83
	(55) Beckers Ibe*	*858.82	*883.01		
16  South Africa		1676.44			1676.44
	(11) Stegmann Jason*	*602.27			
	(50) Stegmann Nicholas*	*956.52			
	(82) Azor Chloe*	*117.65			
17  Russia		663.04	418.75		1081.79
	(84) Zhirkov Ivan*	*663.04	*418.75		
18  Spain		597.83	482.50		1080.33
	(40) Teixidor Tono*	*597.83	*482.50		



2018 IWWF E&A Youth Waterski Championships

Sentosa Waterski Club
22.08.2018 - 26.08.2018

Country	Name	Slalom	Tricks	Jump	Overall
19  Monaco		836.96			836.96
	(80) Keusseoglou Alexis*	*826.09			
	(51) Marsan Alexandre*	*10.87			
20  Latvia		800.00			800.00
	(65) Runge Megija*	*800.00			

Chief Judge
Kunert Elena

Homologator
Talamo Nigel

Scorer
Simonov Sergey