













August 30 to September 2

Roquebrune sur Argens

Overall Team classification Team results

Country	Name	Categ.	Slalom	Tricks	Jump	Overall
1  Great Britain			2881,36	2321,11	2750,66	7953,13
	(42) Davies Arron	-21 M	719,63	338,85	681,70	
	(45) Hazelwood Robert*	-21 M	*1000,00	*835,44	*928,38	
	(40) Nutt Katie	-21 F	847,46	545,59	440,83	
	(41) Outram Sanchia*	-21 F	*881,36	*654,12	600,59	
	(46) Poland Joel*	-21 M	*1000,00	*831,55	*1000,00	
	(47) Spavin Harry*	-21 M	841,12	366,11	*822,28	
2  France			2810,28	2342,98	2393,90	7547,16
	(31) Bordier Lindsay*	-21 M	700,93	*1000,00	*740,05	
	(28) Brunel Emma*	-21 F	858,76	565,85	*899,41	
	(29) Miermont Lea*	-21 F	*971,75			
	(30) Moulanier Marie-Lou*	-21 F	*903,95	*613,60	*754,44	
	(34) Vigezzi Enzo*	-21 M	*934,58			
	(27) Anguenot Inès*	-21 F	881,36	*729,38	642,01	
3  Italy			2750,52	2454,97	2050,80	7256,29
	(50) Bagnoli Alice*	-21 F	*1000,00			
	(51) Buonopane Ginevra*	-21 F		*813,31	*721,89	
	(55) Caldarola Francesco*	-21 M	*869,16	483,93	*851,46	
	(57) Marenzi Edoardo*	-21 M	822,43	*850,05	*477,45	
	(52) Pirri Beatrice*	-21 F	*881,36	781,48		
	(53) Tagliati Greta*	-21 F	779,66	*791,61	437,87	
4  Austria			2634,25	1400,67	2155,79	6190,71
	(15) Kuhn Nicola*	-21 F	*994,35	*532,56		
	(16) Lexer Alissa*	-21 F	*836,16	*468,89	*736,69	
	(17) Rauchenwald Luca*	-21 M	635,51	*399,22	*875,33	
	(18) Schmidberger Jonas*	-21 M	*803,74		*543,77	
5  Ukraine			2170,71	2441,47	1218,82	5831,00
	(75) Filaretov Damir*	-21 M	*588,79	*693,28	*257,29	
	(74) Prosvetova Stanislava*	-21 F	*971,75	*927,64	*698,22	
	(78) Hrushko Alexandr	-21 M	84,11	548,20		
	(77) Tsiutsiura Maria*	-21 F	*610,17	*820,55	*263,31	
6  Germany			2237,29	1166,42	1497,04	4900,75
	(35) Bonnemann Carlotta*	-21 F	*881,36	*522,43	*568,05	
	(37) Niederbäumer Kim Helen*	-21 F	*847,46	*415,34	*594,67	
	(36) Niederbäumer Chris*	-21 F	*508,47	*228,65	*334,32	
7  Sweden			2542,06		1437,67	3979,73
	(66) Blomqvist Felix*	-21 M	*822,43		*859,42	
	(65) Blomqvist Alexander*	-21 M	*766,36		*578,25	
	(64) Bogne Jakob*	-21 M	*953,27			
	(67) Johansson Noa	-21 M	700,93			
8  Switzerland			2388,89	581,77	668,64	3639,30
	(72) Barenghi Jean*	-21 M	*626,17			
	(68) Jörgen Medina*	-21 F	*870,06		*668,64	
	(69) Paturel Alizée*	-21 F	*892,66	*581,77		
9  Belarus			994,35	1000,00	1000,00	2994,35
	(19) Danisheuskaya Aliaksandra*	-21 F	*994,35	*1000,00	*1000,00	
10  Netherlands			1431,49	662,41	877,99	2971,89
	(61) Hof Tycho*	-21 M	*719,63	*271,67	*493,37	
	(60) Rolvers Lieke*	-21 F	*711,86	*390,74	*384,62	
11  Denmark			1368,02	623,17		1991,19
	(24) Damm Jorgensen Andreas*	-21 M	*607,48			
	(23) Hoqh Sorensen Helene*	-21 F	*723,16			
	(25) Nielsen Tue Ernst*	-21 M	*37,38	*623,17		
12  Ireland			616,82	507,30	429,71	1553,83
	(49) Galvin Daniel*	-21 M	*616,82	*507,30	*429,71	






2018 Europe & Africa U21 Waterski Championships

Page 2

02/09/2018 - 18:48

August 30 to September 2

Roquebrune sur Argens

	Country	Name	Categ.	Slalom	Tricks	Jump	Overall
13	 Monaco			1336,45			1336,45
		(58) Keusseoglou Alexis*	-21 M	*747,66			
		(59) Marsan Alexandre*	-21 M	*588,79			
14	 Greece			943,93			943,93
		(48) Techoueyres Aris*	-21 M	*943,93			
15	 Russia					801,06	801,06
		(62) Arefiev Egor*	-21 M			*801,06	
16	 Spain			719,63			719,63
		(63) Sauvat Theodore*	-21 M	*719,63			
17	 Czech Rep.				173,32	485,41	658,73
		(22) Marek Petr*	-21 M		*173,32	*485,41	

Chief Judge
Moz CandidoHomologator
Davies PeterScorer
Coitou Annie