






































Under 21 Women Slalom Results






















Homologation: Record capability

Bib	Name	Country	Preliminary	Final	Overall	Team
1	(60) Fah Julie	SUI 	2.00/55/11.25	2.00/55/11.25 <small>(Tiebreak: 2.00/55/11.25)</small>	1000.00	
2	(2) Anguenot Ines	FRA 	4.00/55/12.00	2.00/55/11.25 <small>(Tiebreak: 4.00/55/12.00)</small>	1000.00	1000.00
3	*(14) Gusenbauer Lisa	*AUT 	2.00/55/12.00	3.50/55/12.00		
4	(51) Sacco Arianna	ITA 	2.00/55/12.00	3.00/55/12.00	886.36	886.36
4	(7) Sonier Perrine	FRA 	2.00/55/12.00	3.00/55/12.00	886.36	886.36
6	*(52) Saracco Vittoria	*ITA 	2.00/55/12.00	2.00/55/12.00		
6	(20) Steiner Lili	AUT 	3.50/55/12.00	2.00/55/12.00	897.73	897.73
8	(67) Bjorlin Ella	SWE 	2.25/55/12.00	1.00/55/12.00	869.32	869.32
8	(53) Serafica Margherita	ITA 	1.00/55/12.00	1.00/55/12.00	840.91	840.91
10	(21) Anastasi Stella	CYP 	5.00/55/13.00 <small>(Tiebreak: 2.00/55/12.00)</small>	2.50/55/13.00	795.45	
11	(11) Berner Leona	AUT 	2.50/55/12.00	1.50/55/13.00	875.00	875.00
11	(25) Hogh Sorensen Astrid	DEN 	2.00/55/12.00	1.50/55/13.00	863.64	
13	(22) Loizidou Florentia	CYP 	5.00/55/13.00 <small>(Tiebreak: 1.00/55/12.00)</small>		795.45	
14	(30) Deste Lilli	GBR 	4.00/55/13.00		772.73	772.73
14	(44) Kousathana Stamatina	GRE 	4.00/55/13.00		772.73	772.73
14	(35) Roberts Lucy	GBR 	4.00/55/13.00		772.73	772.73
14	(63) Thomsen Sina	SUI 	4.00/55/13.00		772.73	772.73
18	(42) Parussel Ronja	GER 	3.50/55/13.00		761.36	761.36
18	(58) Vang Eline	NOR 	3.50/55/13.00		761.36	761.36
20	(38) Brummel Lara	GER 	2.50/55/13.00		738.64	738.64
21	(27) Barjau Boada Sandra	ESP 	2.00/55/13.00		727.27	
22	(59) Burge Mara	SUI 	1.50/55/13.00		715.91	
23	*(31) Lee Molly	*GBR 	0.00/55/13.00			
24	(43) Schwarzkopf Sarah	GER 	5.00/55/14.25		659.09	659.09
25	(50) Mezzetti Nina Maria	ITA 	4.00/55/14.25		636.36	636.36
26	(26) Arango Africa	ESP 	3.00/55/14.25		613.64	613.64
26	(23) Jerglova Radka	CZE 	3.00/55/14.25		613.64	613.64
28	*(15) Ahammer Elena	*AUT 	2.00/55/14.25		590.91	
28	(66) Bergsgard Elsa	SWE 	2.00/55/14.25		590.91	590.91
30	(32) Newsome Emily	GBR 	4.00/55/18.25		90.91	

Under 21 Men Slalom Results

























Homologation: Record capability

Bib	Name	Country	Preliminary	Final	Overall	Team
1	(10) Attensam Nikolaus	AUT 	5.50/58/11.25	3.00/58/10.75 <small>(Tiebreak: 3.00/58/10.75)</small>	1000.00	
2	*(12) Engelhardt Moritz	*AUT 	2.00/58/10.75	3.00/58/10.75 <small>(Tiebreak: 4.50/58/11.25)</small>		
3	(54) Belmrah Kamil	MAR 	5.00/58/11.25	3.00/58/10.75 <small>(Tiebreak: 4.50/58/11.25)</small>	1000.00	1000.00
4	(4) Lavau Clarens	FRA 	5.00/58/11.25	2.00/58/10.75	1000.00	980.39
5	(8) Souci Benjamin	FRA 	4.00/58/11.25	0.50/58/10.75	950.98	
6	(72) Filaretov Damir	UKR 	2.00/58/10.75	4.50/58/11.25	1000.00	980.39
6	(16) Kuhn Dominic	AUT 	3.00/58/11.25	4.50/58/11.25	930.00	911.76
6	(28) Teixidor Junior Dani	ESP 	3.00/58/11.25	4.50/58/11.25	911.76	911.76
9	(61) Fah Nicolas	SUI 	3.50/58/11.25	4.00/58/11.25	901.96	
10	(65) Aldman Simon	SWE 	3.00/58/11.25	3.50/58/11.25	892.16	
11	(48) Marino Vincenzo	ITA 	0.50/58/10.75	2.50/58/11.25	970.00	950.98
12	*(68) Cederquist Leo	*SWE 	3.00/58/11.25	1.50/58/11.25		
13	(13) Gschiel Alexander	AUT 	2.50/58/11.25		890.00	872.55
14	(69) Holm Fletcher	SWE 	2.00/58/11.25		880.00	862.75
14	(56) Kousseoglou Alexis	MON 	2.00/58/11.25		862.75	862.75

Bib	Name	Country	Preleminary	Final	Overall	Team
14	(29) Teixidor Tono	ESP 	2.00/58/11.25			862.75
17	(46) Manoudakis Ypsilantis Alexios	GRE 	1.50/58/11.25			852.94
17	*(17) Schmidberger David	*AUT 	1.50/58/11.25			
19	(70) Westlund Charlie	SWE 	0.50/58/11.25		850.00	833.33
20	(57) Stalheim Sondre	NOR 	5.00/58/12.00		820.00	803.92
21	*(41) Karl Fabio	*GER 	4.00/58/12.00			
21	(64) Wolfisberg Janni	SUI 	4.00/58/12.00			784.31
23	(37) Auer Julius	GER 	2.00/58/12.00			745.10
24	(45) Kousathanas Ioannis	GRE 	0.50/58/12.00		730.00	715.69
24	(55) Oubelaid Lucas	MAR 	0.50/58/12.00			715.69
26	(47) La Malfa Edoardo	ITA 	3.50/58/13.00		670.00	656.86
26	(34) Pollard Noah	GBR 	3.50/58/13.00		670.00	656.86
26	(71) Westlund Elliot	SWE 	3.50/58/13.00		670.00	656.86
29	(33) Parkin Tom	GBR 	3.00/58/13.00		660.00	647.06
30	(9) Ahammer Vincent	AUT 	1.50/58/13.00		630.00	617.65
31	(40) Horsch Fabian	GER 	0.50/58/13.00		610.00	598.04
32	(36) Shanahan William	GBR 	5.00/58/14.25		580.00	568.63
33	(62) Oldorff Henri	SUI 	1.50/58/14.25			500.00
34	(24) Mares Jakub	CZE 	1.00/58/16.00			372.55
35	(39) Gross Albert	GER 	3.50/58/18.25		70.00	68.63
36	(49) Martorana Salvatore	ITA 	2.00/58/18.25		40.00	39.22



Under 21 Women Tricks Results





















Homologation: Record capability

Bib	Name	Country	Preleminary	Final	Overall	Team
1	(2) Anguenot Ines	FRA 	4320	5600	1000.00	1000.00
2	(3) Duverger Marie-Lou	FRA 	3940	5210		930.36
3	(51) Sacco Arianna	ITA 	4870	4980	889.29	889.29
4	*(18) Schmidberger Theresa	*AUT 	3030	4560		
5	(7) Sonier Perrine	FRA 	3420	4410	787.50	787.50
6	(20) Steiner Lili	AUT 	3750	4270	762.50	762.50
7	(60) Fah Julie	SUI 	3850	3620		687.50
8	(50) Mezzetti Nina Maria	ITA 	3630	3580	648.21	648.21
9	(35) Roberts Lucy	GBR 	3040	3390	605.36	605.36
10	(66) Bergsgard Elsa	SWE 	3960	3380		707.14
11	(59) Burge Mara	SUI 	3490	2650		623.21
12	(42) Parussel Ronja	GER 	2900	1760		517.86
13	(38) Brummel Lara	GER 	2800		500.00	500.00
14	(44) Kousathana Stamatina	GRE 	2720			485.71
15	(11) Berner Leona	AUT 	2650		473.21	473.21
16	*(15) Ahammer Elena	*AUT 	2560		457.14	
17	(53) Serafica Margherita	ITA 	2470		441.07	441.07
18	(58) Vang Eline	NOR 	2220		396.43	396.43
19	(67) Bjorlin Ella	SWE 	2150		383.93	383.93
20	(27) Barjau Boada Sandra	ESP 	2000			357.14
21	(23) Jerglova Radka	CZE 	1950		348.21	348.21
22	(43) Schwarzkopf Sarah	GER 	1790		319.64	319.64
23	(30) Deste Lilli	GBR 	1740		310.71	310.71
24	(32) Newsome Emily	GBR 	1270			226.79

Under 21 Men Tricks Results
















Homologation: Record capability

Bib	Name	Country	Preleminary	Final	Overall	Team
1	(16) Kuhn Dominic	AUT 	8460	9170	988.15	988.15
2	(4) Lavau Clarens	FRA 	7420	8940	963.36	963.36

Bib	Name	Country	Preliminary	Final	Overall	Team
3	(13) Gschiel Alexander	AUT 	8090	8770	945.04	945.04
4	(72) Filaretov Damir	UKR 	9280	8230	1000.00	1000.00
5	(48) Marino Vincenzo	ITA 	6300	7380	795.26	795.26
6	(69) Holm Fletcher	SWE 	5020	6480	698.28	698.28
7	(49) Martorana Salvatore	ITA 	5670	5400	610.99	610.99
8	(33) Parkin Tom	GBR 	6200	5390	668.10	668.10
9	(9) Ahammer Vincent	AUT 	5280	4800	568.97	568.97
10	(71) Westlund Elliot	SWE 	4530	4660	502.16	502.16
11	(28) Teixidor Junior Dani	ESP 	6410	4040		690.73
12	(45) Kousathanas Ioannis	GRE 	4170	2070	449.35	449.35
13	(47) La Malfa Edoardo	ITA 	4120		443.97	443.97
14	(29) Teixidor Tono	ESP 	4050			436.42
15	(62) Oldorff Henri	SUI 	3900			420.26
16	(70) Westlund Charlie	SWE 	3240		349.14	349.14
17	(57) Stalheim Sondre	NOR 	3210		345.91	345.91
18	(34) Pollard Noah	GBR 	3170		341.59	341.59
19	(46) Manoudakis Ypsilantis Alexios	GRE 	2940			316.81
20	(39) Gross Albert	GER 	2100		226.29	226.29
21	(40) Horsch Fabian	GER 	2040		219.83	219.83
22	(36) Shanahan William	GBR 	2010		216.59	216.59













Under 21 Women Jump Results












Homologation: Record capability

Bib	Name	Country	Preliminary	Final	Overall	Team
1	(20) Steiner Lili	AUT 	43.5m	45.2m	1000.00	1000.00
2	(2) Anguenot Ines	FRA 	43.4m	45.1m	996.45	996.45
3	(7) Sonier Perrine	FRA 	40.7m	41.9m	882.98	882.98
4	(11) Berner Leona	AUT 	42.0m	41.8m	886.52	886.52
5	*(15) Ahammer Elena	*AUT 	37.5m	39.1m	783.69	
6	(50) Mezzetti Nina Maria	ITA 	33.5m	37.4m	723.40	723.40
7	(53) Serafica Margherita	ITA 	32.9m	34.2m	609.93	609.93
8	(38) Brummel Lara	GER 	32.5m	33.0m	567.38	567.38
9	(51) Sacco Arianna	ITA 	32.3m	31.7m	542.55	542.55
10	(35) Roberts Lucy	GBR 	29.8m	31.4m	510.64	510.64
11	(58) Vang Eline	NOR 	29.6m		446.81	446.81
12	(67) Bjorlin Ella	SWE 	29.5m		443.26	443.26
13	(30) Deste Lilli	GBR 	29.3m		436.17	436.17
14	(23) Jerglova Radka	CZE 	24.0m		248.23	248.23
15	(43) Schwarzkopf Sarah	GER 	16.5m			
















Under 21 Men Jump Results

Homologation: Record capability



















Bib	Name	Country	Preliminary	Final	Overall	Team
1	(5) Morin Antoine	FRA 	53.8m	54.8m		1000.00
2	(9) Ahammer Vincent	AUT 	53.0m	54.7m	1000.00	996.64
3	(48) Marino Vincenzo	ITA 	51.4m	54.5m	993.27	989.93
4	(69) Holm Fletcher	SWE 	52.1m	54.2m	983.16	979.87
5	(72) Filaretov Damir	UKR 	48.5m	53.4m	956.23	953.02
6	*(6) Notat Hugo	*FRA 	51.7m	52.7m		
7	(71) Westlund Elliot	SWE 	52.5m	52.4m	925.93	922.82
8	(4) Lavau Clarens	FRA 	50.3m	52.1m	912.46	909.40
9	(47) La Malfa Edoardo	ITA 	50.5m	51.4m	888.89	885.91
10	(16) Kuhn Dominic	AUT 	50.5m	50.9m	872.05	869.13
11	*(1) Amblard Arthur	*FRA 	49.1m	49.7m		
12	(13) Gschiel Alexander	AUT 	52.1m	47.6m	912.46	909.40

Bib	Name	Country	Preleminary	Final	Overall	Team
13	* (17) Schmidberger David	*AUT 	48.4m			
14	(33) Parkin Tom	GBR 	48.3m		784.51	781.88
15	(39) Gross Albert	GER 	47.0m		740.74	738.26
16	(57) Stalheim Sondre	NOR 	46.3m		717.17	714.77
17	(49) Martorana Salvatore	ITA 	45.0m		673.40	671.14
18	(24) Mares Jakub	CZE 	44.4m			651.01
19	(70) Westlund Charlie	SWE 	43.5m		622.90	620.81
20	(36) Shanahan William	GBR 	42.3m		582.49	580.54
21	(34) Pollard Noah	GBR 	41.4m		552.19	550.34
22	(40) Horsch Fabian	GER 	34.2m		309.76	308.72
23	(45) Kousathanas Ioannis	GRE 	31.2m		208.75	208.05

Under 21 Women Overall Results

Bib	Name	Country	Slalom	Tricks	Jump	Overall
1	(2) Anguenot Ines	FRA 	1000.00	1000.00	996.45	2996.45
2	(20) Steiner Lili	AUT 	897.73	762.50	1000.00	2660.23
3	(7) Sonier Perrine	FRA 	886.36	787.50	882.98	2556.84
4	(51) Sacco Arianna	ITA 	886.36	889.29	542.55	2318.20
5	(11) Berner Leona	AUT 	875.00	473.21	886.52	2234.73
6	(50) Mezzetti Nina Maria	ITA 	636.36	648.21	723.40	2007.97
7	(53) Serafica Margherita	ITA 	840.91	441.07	609.93	1891.91
8	(35) Roberts Lucy	GBR 	772.73	605.36	510.64	1888.73
9	* (15) Ahammer Elena	*AUT 	590.91	457.14	783.69	1831.74
10	(38) Brummel Lara	GER 	738.64	500.00	567.38	1806.02
11	(67) Bjorlin Ella	SWE 	869.32	383.93	443.26	1696.51
12	(58) Vang Eline	NOR 	761.36	396.43	446.81	1604.60
13	(30) Deste Lilli	GBR 	772.73	310.71	436.17	1519.61
14	(23) Jerglova Radka	CZE 	613.64	348.21	248.23	1210.08
15	(43) Schwarzkopf Sarah	GER 	659.09	319.64	0.00	978.73

Under 21 Men Overall Results

Bib	Name	Country	Slalom	Tricks	Jump	Overall
1	(72) Filaretov Damir	UKR 	1000.00	1000.00	956.23	2956.23
2	(4) Lavau Clarens	FRA 	1000.00	963.36	912.46	2875.82
3	(16) Kuhn Dominic	AUT 	930.00	988.15	872.05	2790.20
4	(48) Marino Vincenzo	ITA 	970.00	795.26	993.27	2758.53
5	(13) Gschiel Alexander	AUT 	890.00	945.04	912.46	2747.50
6	(69) Holm Fletcher	SWE 	880.00	698.28	983.16	2561.44
7	(9) Ahammer Vincent	AUT 	630.00	568.97	1000.00	2198.97
8	(33) Parkin Tom	GBR 	660.00	668.10	784.51	2112.61
9	(71) Westlund Elliot	SWE 	670.00	502.16	925.93	2098.09
10	(47) La Malfa Edoardo	ITA 	670.00	443.97	888.89	2002.86
11	(57) Stalheim Sondre	NOR 	820.00	345.91	717.17	1883.08
12	(70) Westlund Charlie	SWE 	850.00	349.14	622.90	1822.04
13	(34) Pollard Noah	GBR 	670.00	341.59	552.19	1563.78
14	(45) Kousathanas Ioannis	GRE 	730.00	449.35	208.75	1388.10
15	(36) Shanahan William	GBR 	580.00	216.59	582.49	1379.08
16	(49) Martorana Salvatore	ITA 	40.00	610.99	673.40	1324.39
17	(40) Horsch Fabian	GER 	610.00	219.83	309.76	1139.59
18	(39) Gross Albert	GER 	70.00	226.29	740.74	1037.03



2023 IWWF E&A Under-21 Championship
17.08.2023 - 20.08.2023
Ski Nautique Club de Bordeaux