









Under 14 Boys Slalom Results

	Name	Country	Round 1	Round 2	Round 3
1	Fearn Charlie	GBR 	0.50/55/14.25	4.50/55/14.25	
2	Coster Harley	GBR 	1.50/34	2.00/55/11.25	







Under 17 Girls Slalom Results

	Name	Country	Round 1	Round 2	Round 3
1	Coster Lexie	GBR 	5.00/37	4.00/37	
2	Porter Isabelle	GBR 	4.00/46	2.50/49	






Under 17 Boys Slalom Results

	Name	Country	Round 1	Round 2	Round 3
1	Godfrey-Fletcher Alfie	GBR 	1.50/58/12.00	4.00/58/12.00	4.00/58/12.00
2	Crossland Harrison	GBR 	2.50/58/12.00	1.00/58/12.00	3.00/58/12.00
3	Withers Oscar	GBR 	4.00/58/13.00	1.00/58/12.00	1.00/58/12.00
4	Douglas Robbie	GBR 	2.50/58/14.25	3.00/58/14.25	0.50/58/13.00





Under 21 Women Slalom Results

	Name	Country	Round 1	Round 2	Round 3
1	Deste Lilli	GBR 	2.50/55/13.00	0.50/55/12.00	
2	Roberts Lucy	GBR 	4.50/55/14.25	3.00/55/13.00	
3	Mociulsky Violeta	ARG 	2.00/55/12.00	2.00/55/12.00	4.00/55/12.00
4	Newsome Emily	GBR 	2.00/55/12.00	5.00/55/13.00	2.00/55/12.00
5	Schute Jessie	GBR 	3.00/55/14.25	3.50/55/14.25	0.00/37
6	Morris Anna	GBR 	2.00/55/14.25	3.00/55/14.25	0.50/55/16.00



Under 21 Men Slalom Results






	Name	Country	Round 1	Round 2	Round 3
1	Pollard Noah	GBR 	0.00/37	1.00/58/11.25	
2	Parkin Tom	GBR 	2.00/58/12.00	2.00/58/12.00	
3	Marshall Dan	GBR 	3.00/58/13.00	4.00/58/13.00	
4	Shanahan William	GBR 	2.50/58/12.00	2.00/58/12.00	1.50/58/12.00
5	Robinson Marcus	GBR 	2.50/58/13.00	2.00/58/12.00	3.00/58/13.00

Open Women Slalom Results



	Name	Country	Round 1	Round 2	Round 3
1	Atkins Kelly	GBR 	3.00/55/12.00	2.50/55/13.00	
2	Outram Sanchia	GBR 	1.00/55/12.00	2.00/55/12.00	
3	Benjamin Jennifer	GBR 	4.50/55/13.00	2.50/55/12.00	1.50/55/12.00
4	Butterfield Amber	GBR 	0.50/55/13.00	2.00/55/12.00	2.00/55/13.00

Open Men Slalom Results



	Name	Country	Round 1	Round 2	Round 3
1	Zohar Patricio	ARG 	0.00/58/11.25	3.00/58/11.25	
2	Young Harry	GBR 	4.50/58/12.00	2.00/58/12.00	

	Name	Country	Round 1	Round 2	Round 3
3	Hazelwood Robert	GBR 	0.00/58/12.00	1.00/58/10.25	3.50/58/10.75
4	Davies Arron	GBR 	0.00/58/10.75	3.00/58/10.75	1.00/58/10.25
5	Poole Thomas	GBR 	0.50/58/10.25	3.50/58/10.75	1.50/58/10.75
6	Fardon Thomas	GBR 	1.50/55/18.25	4.00/58/18.25	
7	Heath Calum	GBR 	3.00/58/11.25	3.00/58/10.75	0.00/58/10.75








Over 45 Men Slalom Results

	Name	Country	Round 1	Round 2	Round 3
1	Cooke Paul	GBR 	4.00/55/11.25	1.00/55/11.25	4.00/55/11.25
2	Jackson Lee	GBR 	0.00/55/13.00		2.00/55/11.25



Over 55 Women Slalom Results

	Name	Country	Round 1	Round 2	Round 3
1	Sizer Lorraine	GBR 	2.50/52/14.25	1.00/52/13.00	
2	Hazelwood Kate	GBR 	1.50/52/14.25	1.00/52/14.25	


Over 55 Men Slalom Results

	Name	Country	Round 1	Round 2	Round 3
1	Hazelwood Timothy	GBR 	2.00/55/11.25	1.00/55/11.25	
2	Wooldridge Simon	GBR 	4.00/55/14.25	5.00/55/16.00	
3	Wilkinson Jonathan	GBR 	3.50/55/12.00		0.50/55/11.25
4	Allman Nick	GBR 	4.50/55/13.00	4.50/55/12.00	1.00/55/13.00
5	Dickinson Mark	GBR 	3.00/55/13.00	3.50/55/16.00	3.00/55/13.00
6	Fardon Allan	GBR 	2.50/55/13.00	2.50/55/14.25	0.50/55/14.25
7	Lillis Stuart	GBR 	1.25/55/13.00	2.00/37	1.00/55/13.00



Over 65 Men Slalom Results

	Name	Country	Round 1	Round 2	Round 3
1	Rowlands Rodney	GBR 	4.00/49	4.00/49	
2	Irving Stephen	GBR 	0.50/52/13.00	0.00/52/13.00	5.00/52

Over 75 Women Slalom Results

	Name	Country	Round 1	Round 2	Round 3
1	Worship Carol	GBR 	1.50/46	2.50/34	4.00/40



Over 75 Men Slalom Results

	Name	Country	Round 1	Round 2	Round 3
1	Hornagold Mike Snr	GBR 	3.00/37	2.00/49/14.25	2.00/49/13.00
2	Robertson Alan	GBR 	4.00/37	2.50/37	1.50/49



Under 14 Boys Jump Results

	Name	Country	Round 1	Round 2	Round 3	Round 4
1	Fearn Charlie	GBR 	36.3m	36.3m	37.2m	
2	Coster Harley	GBR 	34.2m	33.3m	34.9m	

Under 17 Girls Jump Results

	Name	Country	Round 1	Round 2	Round 3	Round 4
1	Coster Lexie	GBR 	8.7m	9.5m	10.3m	
2	Porter Isabelle	GBR 	9.0m	9.5m	9.9m	


Under 21 Women Jump Results

	Name	Country	Round 1	Round 2	Round 3	Round 4
1	Roberts Lucy	GBR 	30.1m	28.0m	29.5m	
2	Deste Lilli	GBR 	24.8m	26.3m	28.9m	

Under 21 Men Jump Results

	Name	Country	Round 1	Round 2	Round 3	Round 4
1	Parkin Tom	GBR 	47.9m	52.9m	53.0m	
2	Pollard Noah	GBR 	38.8m	42.0m	41.7m	
3	Marshall Dan	GBR 	15.9m	15.1m	17.1m	



Open Women Jump Results

	Name	Country	Round 1	Round 2	Round 3	Round 4
1	Outram Sanchia	GBR 	34.1m	38.0m	37.0m	
2	Atkins Kelly	GBR 	18.0m	20.0m	22.1m	



Open Men Jump Results

	Name	Country	Round 1	Round 2	Round 3	Round 4
1	Zohar Patricio	ARG 	53.3m	55.8m	52.9m	
2	Young Harry	GBR 	49.9m	50.6m	53.2m	
3	Fardon Thomas	GBR 	38.1m	37.7m	38.5m	


Over 55 Women Jump Results

	Name	Country	Round 1	Round 2	Round 3	Round 4
1	Sizer Lorraine	GBR 	21.7m	22.5m		
2	Hazelwood Kate	GBR 	16.2m	18.0m		

Over 55 Men Jump Results

	Name	Country	Round 1	Round 2	Round 3	Round 4
1	Hazelwood Timothy	GBR 		41.0m		
2	Wooldridge Simon	GBR 	12.6m	10.6m	12.3m	

Over 65 Men Jump Results

	Name	Country	Round 1	Round 2	Round 3	Round 4
1	Rowlands Rodney	GBR 	16.2m	0.00m	16.9m	