





Under 10 Boys Slalom Results

Homologation: Ranking List

	Name	Country	Categ.	Round 1	Round 2	FINAL	Overall
1	Lymperopoulos Lampros	*GRE 	-10 M	1.00/46	3.50/46	3.50/49	768.66






Under 12 Boys Slalom Results

Homologation: Ranking List

	Name	Country	Categ.	Round 1	Round 2	FINAL	Overall
1	Stavropoulos Nikolaos	*GRE 	-12 M	0.00/52	3.00/52	2.00/52/16.00	770.19
2	Tymczynna Tomasz	*POL 	-12 M	0.00/49	3.00/49	1.00/52/16.00	757.76
3	Lymperopoulos Georgios	*GRE 	-12 M	2.00/52/16.00	2.00/52/16.00	4.00/52	770.19



Under 14 Girls Slalom Results

Homologation: Ranking List

	Name	Country	Categ.	Round 1	Round 2	FINAL	Overall
1	Ntoima Ilektra	*GRE 	-14 F	3.00/34	0.00/34	1.50/52/14.25	669.64
2	Stavropoulou Eirini	*GRE 	-14 F	2.00/52/16.00	0.00/52	2.00/52/16.00	571.43
3	Tzortsou Theofania	*GRE 	-14 F	2.00/28	0.00/28	4.00/28	
4	Papastavrou Fenia Theodora	GRE 	-14 F	1.00/28	1.00/28	1.00/28	
5	Antonopoulou Christina	*GRE 	-14 F	0.00/28	0.00/22		










Under 14 Boys Slalom Results

Homologation: Ranking List

	Name	Country	Categ.	Round 1	Round 2	FINAL	Overall
1	Antonopoulos Nikolaos	*GRE 	-14 M	4.00/55/18.25	4.00/52	2.00/55/16.00	571.43
2	Sleszynski Maksymilian	*POL 	-14 M	0.00/55/14.25	0.00/37	2.00/37	642.86





Open Men Slalom Results

Homologation: Ranking List

	Name	Country	Categ.	Round 1	Round 2	FINAL	Overall
1	Petropoulos Christos	*GRE 	Ope M	3.00/58/11.25	2.50/58/11.25	1.50/58/10.75	792.00
2	Perdikaris Alexandros	*GRE 	Ope M	3.50/58/13.00	2.50/37	3.00/58/12.00	624.00
3	Constantinou Andreas	*CYP 	Ope M	0.50/58/11.25	2.50/58/11.25	2.50/58/12.00	712.00
4	Kousathanas Ioannis	*GRE 	Ope M	1.50/58/12.00		2.00/58/12.00	608.00
5	Silvestros Philippos	*GRE 	Ope M	1.50/58/14.25	4.50/37	4.00/58/13.00	544.00
6	Perdikaris Leonidas	*GRE 	Ope M	3.50/58/18.25	3.00/58/18.25	3.00/58/13.00	528.00
7	Raftopoulos Matthaios	*GRE 	Ope M	2.50/58/14.25	1.50/58/14.25	5.00/58/14.25	464.00
8	Dimoudias Konstantinos	*GRE 	Ope M	5.00/58/14.25	3.00/37	1.50/58/14.25	464.00
9	Vlisidis Orestis	GRE 	Ope M		4.00/37		

Over 35 Men Slalom Results



Homologation: Ranking List

	Name	Country	Categ.	Round 1	Round 2	FINAL	Overall
1	Prosalentis Panagiotis	*GRE 	35+ M	3.00/37	1.50/55/13.00	1.00/55/12.00	581.40
2	Toutziaridis John	*GRE 	35+ M	4.00/37	5.00/55/13.00	4.00/55/13.00	534.88
3	Thanopoulos Georgios	*GRE 	35+ M	4.00/37	1.00/37	2.00/55/13.00	465.12
4	Constantinou Stelios	*CYP 	35+ M		3.00/37	3.00/55/18.25	69.77

Over 45 Women Slalom Results




Homologation: Ranking List

	Name	Country	Categ.	Round 1	Round 2	FINAL	Overall
--	------	---------	--------	---------	---------	-------	---------

Name	Country	Categ.	Round 1	Round 2	FINAL	Overall
1 Papadimitriou Angeliki	*GRE 	45+ F	1.00/52/13.00		1.50/52/13.00	671.05
2 Diktaki Christina	*GRE 	45+ F	2.00/52	4.00/52	3.50/34	263.16


Over 65 Men Slalom Results

Homologation: Ranking List

Name	Country	Categ.	Round 1	Round 2	FINAL	Overall
1 Kampanis Andreas	*GRE 	65+ M	4.50/37	4.00/52/13.00	4.50/52/13.00	810.00
2 Tranos Karalis Spiridon	*GRE 	65+ M		5.00/37	1.00/52/13.00	740.00
3 Kyprios Sotiris	*GRE 	65+ M		4.50/52/12.00		930.00




Under 10 Boys Tricks Results

Homologation: Ranking List

Name	Country	Categ.	Round 1	Round 2	FINAL	Overall
1 Lympelopoulos Lampros	*GRE 	-10 M	1060	450	830	265.00





Under 12 Boys Tricks Results

Homologation: Ranking List

Name	Country	Categ.	Round 1	Round 2	FINAL	Overall
1 Stavropoulos Nikolaos	*GRE 	-12 M	1950	1640	2210	357.61
2 Tymczynna Tomasz	*POL 	-12 M	1740	660	1660	281.55
3 Lympelopoulos Georgios	*GRE 	-12 M	1040	890	1080	174.76




Under 14 Girls Tricks Results

Homologation: Ranking List

Name	Country	Categ.	Round 1	Round 2	FINAL	Overall
1 Ntoima Ilektra	*GRE 	-14 F	1490	1560	2830	533.96
2 Stavropoulou Eirini	*GRE 	-14 F	1250	1340	1470	277.36
3 Antonopoulou Christina	*GRE 	-14 F	200	160	200	37.74
4 Tzortsou Theofania	*GRE 	-14 F	40	80	80	15.09





Under 14 Boys Tricks Results

Homologation: Ranking List

Name	Country	Categ.	Round 1	Round 2	FINAL	Overall
1 Antonopoulos Nikolaos	*GRE 	-14 M	2240	2630	2960	446.46
2 Sleszynski Maksymilian	*POL 	-14 M	1290	2070	2480	374.06
3 Lewandowski Aleksander	*POL 	-14 M	1450	1380	2070	312.22


Open Men Tricks Results

Homologation: Ranking List

Name	Country	Categ.	Round 1	Round 2	FINAL	Overall
1 Silvestros Philippos	*GRE 	Ope M	2640	3600	3150	286.40
2 Petropoulos Christos	*GRE 	Ope M	1980		2010	159.90
3 Perdikaris Alexandros	GRE 	Ope M	930	1140	1220	97.06
4 Raftopoulos Matthaïos	*GRE 	Ope M	690			54.89


Over 45 Women Tricks Results

Homologation: Ranking List

Name	Country	Categ.	Round 1	Round 2	FINAL	Overall
1 Papadimitriou Angeliki	*GRE 	45+ F	2300		1940	547.62




Under 10 Boys Jump Results

Homologation: Ranking List

	Name	Country	Categ.	Round 1	Round 2	Overall
1	Lymperopoulos Lampros	*GRE 	-10 M	10.5m	9.7m	479.45



Under 12 Boys Jump Results

Homologation: Ranking List

	Name	Country	Categ.	Round 1	Round 2	Overall
1	Stavropoulos Nikolaos	*GRE 	-12 M	15.5m	14.7m	620.00
2	Tymczyna Tomasz	*POL 	-12 M	9.7m	11.9m	476.00
3	Lymperopoulos Georgios	*GRE 	-12 M	13.1m	11.6m	524.00



Under 14 Girls Jump Results

Homologation: Ranking List

	Name	Country	Categ.	Round 1	Round 2	Overall
1	Ntoima Ilektra	*GRE 	-14 F	22.0m	22.3m	765.00
2	Stavropoulou Eirini	*GRE 	-14 F	11.3m	13.8m	340.00




Under 14 Boys Jump Results

Homologation: Ranking List

	Name	Country	Categ.	Round 1	Round 2	Overall
1	Sleszynski Maksymilian	*POL 	-14 M	21.2m	28.0m	711.46
2	Antonopoulos Nikolaos	*GRE 	-14 M	21.6m	21.0m	458.50


Open Men Jump Results

Homologation: Ranking List


	Name	Country	Categ.	Round 1	Round 2	Overall
1	Kousathanas Ioannis	*GRE 	Ope M	50.8m	49.0m	492.37
2	Silvestros Philippos	*GRE 	Ope M	33.8m	35.3m	196.56
3	Raftopoulos Matthaïos	*GRE 	Ope M	27.2m	28.7m	70.61

Over 45 Women Jump Results




Homologation: Ranking List

	Name	Country	Categ.	Round 1	Round 2	Overall
1	Papadimitriou Angeliki	*GRE 	45+ F	22.4m	22.1m	589.47



Under 10 Boys Overall Results

	Name	Country	Categ.	Slalom	Tricks	Jump	Overall
1	Lymperopoulos Lampros	*GRE 	-10 M	768.66	265.00	479.45	1513.11



Under 12 Boys Overall Results

	Name	Country	Categ.	Slalom	Tricks	Jump	Overall
1	Stavropoulos Nikolaos	*GRE 	-12 M	770.19	357.61	620.00	1747.80
2	Tymczyna Tomasz	*POL 	-12 M	757.76	281.55	476.00	1515.31
3	Lymperopoulos Georgios	*GRE 	-12 M	770.19	174.76	524.00	1468.95



Under 14 Girls Overall Results

	Name	Country	Categ.	Slalom	Tricks	Jump	Overall
1	Ntoima Ilektra	*GRE 	-14 F	669.64	533.96	765.00	1968.60
2	Stavropoulou Eirini	*GRE 	-14 F	571.43	277.36	340.00	1188.79


Under 14 Boys Overall Results

	Name	Country	Categ.	Slalom	Tricks	Jump	Overall
1	Sleszynski Maksymilian	*POL 	-14 M	642.86	374.06	711.46	1728.38
2	Antonopoulos Nikolaos	*GRE 	-14 M	571.43	446.46	458.50	1476.39

Open Men Overall Results





	Name	Country	Categ.	Slalom	Tricks	Jump	Overall
1	Silvestros Philippos	*GRE 	Ope M	544.00	286.40	196.56	1026.96
2	Raftopoulos Matthaïos	*GRE 	Ope M	464.00	54.89	70.61	589.50

Over 45 Women Overall Results

	Name	Country	Categ.	Slalom	Tricks	Jump	Overall
1	Papadimitriou Angeliki	*GRE 	45+ F	671.05	547.62	589.47	1808.14


Open Women Slalom Results

Homologation: Ranking List

	Name	Country	Categ.	Round 1	Round 2	FINAL	Overall
1	Kousathana Stamatina	*GRE 	Ope F	4.00/55/14.25		3.00/55/13.00	564.10
2	Zisopoulou Styliani	*GRE 	Ope F	1.50/55/16.00	2.00/55/16.00	4.00/55/14.25	478.63
3	Sigala Sophia	*GRE 	Ope F	3.00/34	2.00/52	3.50/52	162.39
4	Chalazia Panagiota	*GRE 	Ope F		1.00/34	1.00/34	


Open Women Tricks Results

Homologation: Ranking List


	Name	Country	Categ.	Round 1	Round 2	FINAL	Overall
1	Zisopoulou Styliani	*GRE 	Ope F	3010	1940	3270	290.41
2	Sigala Sophia	*GRE 	Ope F	1720	2340	2300	207.82

Open Women Jump Results

Homologation: Ranking List

	Name	Country	Categ.	Round 1	Round 2	Overall
1	Sigala Sophia	*GRE 	Ope F	14.9m	16.2m	

Open Women Overall Results

	Name	Country	Categ.	Slalom	Tricks	Jump	Overall
1	Sigala Sophia	*GRE 	Ope F	162.39	207.82	0.00	370.21

