




**Sub Junior Girls Slalom Results**

Homologation: Record capability

	Name	Country	Categ.	Round 1	Round 2	Overall
1	Hollands Ellison	*NZL 	-13 F	0.30	0.90	1000.00



**Under 17 Girls Slalom Results**

Homologation: Record capability

	Name	Country	Categ.	Round 1	Round 2	Overall
1	Mckenzie Emma	*NZL 	-17 F	4.30	1.80	1000.00
2	Bourke Madi	*NZL 	-17 F	0.00	0.00	



**Under 23 Women Slalom Results**

Homologation: Record capability

	Name	Country	Categ.	Round 1	Round 2	Overall
1	Kelly Meg	*NZL 	-23 F	3.95		1000.00
2	Mcguire Charlotte	*NZL 	-23 F	3.65		924.05



**Open Women Slalom Results**

Homologation: Record capability

	Name	Country	Categ.	Round 1	Round 2	Overall
1	Groen Georgia	*NZL 	Ope F	16.00	16.40	1000.00
2	Linton Sarah	*NZL 	Ope F	10.60	10.60	646.34


**Open Men Slalom Results**

Homologation: Record capability

	Name	Country	Categ.	Round 1	Round 2	Overall
1	Aartsen Jr. Evert	*FIN 	Ope M	15.80	16.20	1000.00
2	Leigh William	*NZL 	Ope M	15.60	14.80	962.96
3	Groen Ryan	*NZL 	Ope M	14.40	14.20	888.89
4	Groen Fred	*NZL 	Ope M	13.90	13.90	858.02
5	Mathis Tom	*NZL 	Ope M	11.10	12.20	753.09
6	Kelly Toby	*NZL 	Ope M		11.00	679.01


**Men One Slalom Results**

Homologation: Record capability

	Name	Country	Categ.	Round 1	Round 2	Overall
1	Holden James	*NZL 	One M	5.70	7.50	1000.00




**Over 35 Women Slalom Results**

Homologation: Record capability

	Name	Country	Categ.	Round 1	Round 2	Overall
1	Plummer Crystal	*NZL 	35+ F	3.18	3.25	1000.00


**Over 35 Men Slalom Results**

Homologation: Record capability

	Name	Country	Categ.	Round 1	Round 2	Overall
1	Groen Rob	*NZL 	35+ M	9.20	11.70	1000.00
2	Plummer Grant	*NZL 	35+ M	10.70	10.50	914.53
3	Mctaggart John	*NZL 	35+ M	5.90	6.20	529.91



**Sub Junior Girls Tricks Results**

Homologation: Record capability

	Name	Country	Categ.	Round 1	Round 2	Overall
1	Hollands Ellison	*NZL 	-13 F	100	280	1000.00



**Under 17 Girls Tricks Results**

Homologation: Record capability

	Name	Country	Categ.	Round 1	Round 2	Overall
1	Mckenzie Emma	*NZL 	-17 F	910	910	1000.00
2	Bourke Madi	*NZL 	-17 F	670	810	890.11



**Under 23 Women Tricks Results**

Homologation: Record capability

	Name	Country	Categ.	Round 1	Round 2	Overall
1	Kelly Meg	*NZL 	-23 F	1040	1100	1000.00
2	Mcguire Charlotte	*NZL 	-23 F	540	600	545.45





**Open Women Tricks Results**

Homologation: Record capability

	Name	Country	Categ.	Round 1	Round 2	Overall
1	Groen Georgia	*NZL 	Ope F	7380	5230	1000.00
2	Linton Sarah	*NZL 	Ope F	2100	2300	311.65


**Open Men Tricks Results**

Homologation: Record capability

	Name	Country	Categ.	Round 1	Round 2	Overall
1	Leigh William	*NZL 	Ope M	4300	6400	1000.00
2	Groen Ryan	*NZL 	Ope M	2930	4730	739.06
3	Aartsen Jr. Evert	*FIN 	Ope M	2850	4450	695.31
4	Kelly Toby	*NZL 	Ope M	2100		328.12


**Men One Tricks Results**

Homologation: Record capability

	Name	Country	Categ.	Round 1	Round 2	Overall
1	Holden James	*NZL 	One M	1100	860	1000.00





**Over 35 Women Tricks Results**

Homologation: Record capability

	Name	Country	Categ.	Round 1	Round 2	Overall
1	Plummer Crystal	*NZL 	35+ F	130	230	1000.00


**Over 35 Men Tricks Results**

Homologation: Record capability

	Name	Country	Categ.	Round 1	Round 2	Overall
1	Plummer Grant	*NZL 	35+ M	1330	1460	941.94
2	Groen Rob	*NZL 	35+ M	1550	1360	1000.00
3	Mctaggart John	*NZL 	35+ M	880	850	567.74
4	Slow Matthew	*NZL 	35+ M		0	



**Under 23 Women Jump Results**

Homologation: Record capability

	Name	Country	Categ.	Round 1	Round 2	Overall
1	Mcguire Charlotte	*NZL 	-23 F	9.6m	9.1m	1000.00







**Open Women Jump Results**

Homologation: Record capability

	Name	Country	Categ.	Round 1	Round 2	Overall
1	Groen Georgia	*NZL 	Ope F	21.5m	20.9m	1000.00
2	Linton Sarah	*NZL 	Ope F	9.4m	9.8m	455.81


**Open Men Jump Results**

Homologation: Record capability


	Name	Country	Categ.	Round 1	Round 2	Overall
1	Kelly Bevan	*NZL 	Ope M	21.9m	22.2m	1000.00
2	Leigh William	*NZL 	Ope M	18.5m	20.3m	914.41
3	Groen Fred	*NZL 	Ope M	0.00m	19.5m	878.38
4	Groen Ryan	*NZL 	Ope M	19.2m	0.00m	864.86
5	Kelly Toby	*NZL 	Ope M	0.00m		
5	Mathis Tom	*NZL 	Ope M	0.00m		

**Men One Jump Results**



Homologation: Record capability

	Name	Country	Categ.	Round 1	Round 2	Overall
1	Holden James	*NZL 	One M	0.00m	13.5m	1000.00



**Sub Junior Girls Overall Results**

	Name	Country	Categ.	Slalom	Tricks	Jump	Overall
1	Hollands Ellison	*NZL 	-13 F	1000.00	1000.00		2000.00



**Under 17 Girls Overall Results**

	Name	Country	Categ.	Slalom	Tricks	Jump	Overall
1	Mckenzie Emma	*NZL 	-17 F	1000.00	1000.00		2000.00
2	Bourke Madi	*NZL 	-17 F		890.11		890.11








**Under 23 Women Overall Results**

	Name	Country	Categ.	Slalom	Tricks	Jump	Overall
1	Mcguire Charlotte	*NZL 	-23 F	924.05	545.45	1000.00	2469.50
2	Kelly Meg	*NZL 	-23 F	1000.00	1000.00		2000.00


**Open Women Overall Results**

	Name	Country	Categ.	Slalom	Tricks	Jump	Overall
1	Groen Georgia	*NZL 	Ope F	1000.00	1000.00	1000.00	3000.00
2	Linton Sarah	*NZL 	Ope F	646.34	311.65	455.81	1413.80


**Open Men Overall Results**

	Name	Country	Categ.	Slalom	Tricks	Jump	Overall
1	Leigh William	*NZL 	Ope M	962.96	1000.00	914.41	2877.37
2	Groen Ryan	*NZL 	Ope M	888.89	739.06	864.86	2492.81
3	Groen Fred	*NZL 	Ope M	858.02		878.38	1736.40
4	Aartsen Jr. Evert	*FIN 	Ope M	1000.00	695.31		1695.31
5	Kelly Toby	*NZL 	Ope M	679.01	328.12		1007.13
6	Kelly Bevan	*NZL 	Ope M			1000.00	1000.00
7	Mathis Tom	*NZL 	Ope M	753.09			753.09




**Men One Overall Results**

	Name	Country	Categ.	Slalom	Tricks	Jump	Overall
1	Holden James	*NZL 	One M	1000.00	1000.00	1000.00	3000.00

**Over 35 Women Overall Results**

	Name	Country	Categ.	Slalom	Tricks	Jump	Overall
1	Plummer Crystal	*NZL 	35+ F	1000.00	1000.00		2000.00

**Over 35 Men Overall Results**

	Name	Country	Categ.	Slalom	Tricks	Jump	Overall
1	Groen Rob	*NZL 	35+ M	1000.00	1000.00		2000.00
2	Plummer Grant	*NZL 	35+ M	914.53	941.94		1856.47
3	Mctaggart John	*NZL 	35+ M	529.91	567.74		1097.65

Chief Judge  
Groen Rob, Linton RossHomologator  
Groen Rob

Scorer