




Under 10 Girls Slalom Results

Homologation: Ranking List

	Name	Country	Categ.	Preliminaries	Finals	Overall
1	Roberts Lucy	GBR 	-10 F	2.50/31	5.00/31	1000.00




Under 10 Boys Slalom Results

Homologation: Ranking List

	Name	Country	Categ.	Preliminaries	Finals	Overall
1	Turp Sebastian	*GBR 	-10 M	0.50/31	2.25/34	880.43
2	Parkin Tom	GBR 	-10 M	5.00/34	2.50/25	1000.00


Under 12 Girls Slalom Results

Homologation: Ranking List

	Name	Country	Categ.	Preliminaries	Finals	Overall
1	Yorke-Davies Saba	*GBR 	-12 F	4.00/52	2.00/55/18.25	4888.89
2	Turp Matilda	*GBR 	-12 F	3.50/34	2.00/40	1555.56
3	Scutt Emma	GBR 	-12 F	2.00/37	3.00/37	1000.00




Under 12 Boys Slalom Results

Homologation: Ranking List

	Name	Country	Categ.	Preliminaries	Finals	Overall
1	Rowland Matthew	GBR 	-12 M	2.50/55/16.00	0.50/55/18.25	1000.00







Under 14 Girls Slalom Results

Homologation: Ranking List

	Name	Country	Categ.	Preliminaries	Finals	Overall
1	Nutt Katie	GBR 	-14 F	0.50/55/16.00	5.00/55/14.25	1000.00
2	Solman Hannah	*GBR 	-14 F	4.00/55/16.00	2.00/55/14.25	943.40
3	Hutchison Georgina	GBR 	-14 F	2.50/55/18.25	0.50/55/16.00	801.89






Under 14 Boys Slalom Results

Homologation: Ranking List

	Name	Country	Categ.	Preliminaries	Finals	Overall
1	Turp Benjamin	GBR 	-14 M	2.00/55/12.00	5.00/55/13.00	1000.00
2	Emmett Charlie	*GBR 	-14 M	4.00/55/16.00	2.50/55/14.25	770.00
3	Hunter Sam	*GBR 	-14 M	2.50/52	5.00/55/18.25	580.00
4	Byer Sam	GBR 	-14 M	4.00/52	1.50/55/18.25	510.00
5	Scutt Oli	GBR 	-14 M	2.00/55/16.00	5.50/49	640.00
6	Robinson Marcus	GBR 	-14 M	0.00/52		360.00








Under 17 Girls Slalom Results

Homologation: Ranking List

	Name	Country	Categ.	Preliminaries	Finals	Overall
1	Outram Sanchia	GBR 	-17 F	3.50/55/13.00	2.00/55/13.00	1000.00
2	Moore Charlotte	GBR 	-17 F	3.00/55/13.00	1.50/55/13.00	990.29
3	Logie Banerji Isla	*GBR 	-17 F	3.00/55/14.25	2.00/55/14.25	873.79
4	Carpenter Bryony	*GBR 	-17 F	1.50/55/14.25	1.50/55/14.25	844.66
5	Symes Emma	*GBR 	-17 F	3.00/55/16.00	0.00/55/14.25	815.53







Under 17 Boys Slalom Results

Homologation: Ranking List

	Name	Country	Categ.	Preliminaries	Finals	Overall
1	Spavin Harry	GBR 	-17 M	3.00/58/11.25	1.50/58/11.25	1000.00
2	Poland Joel	GBR 	-17 M	5.00/58/12.00	4.00/58/12.00	921.57
3	Hazelwood Robert	GBR 	-17 M	3.00/58/12.00	3.00/58/12.00	882.35
4	Young Harry	GBR 	-17 M	2.00/58/13.00	0.50/58/13.00	745.10
5	Dyson Harvey	*GBR 	-17 M	4.00/58/18.25	3.00/58/18.25	431.37
6	Davies Aaron	GBR 	-17 M	2.00/49		39.22
7	Burke Thomas	GBR 	-17 M	0.50/49		9.80











Under 21 Ladies Slalom Results

Homologation: Ranking List

	Name	Country	Categ.	Preliminaries	Finals	Overall
1	Wharton Charlotte	GBR 	-21 F	3.00/55/12.00	3.00/55/12.00	1000.00
2	Jones Natalie	*GBR 	-21 F	1.00/55/13.00	5.00/55/14.25	822.22
3	Jones Sarah	*GBR 	-21 F	3.50/55/14.25	5.00/55/14.25	777.78
4	Jones Julia	GBR 	-21 F	1.00/55/13.00	3.50/55/14.25	822.22
5	Colverd Jodie	*GBR 	-21 F	3.00/55/14.25	0.50/55/14.25	733.33
6	Jones Sophie	GBR 	-21 F	2.00/55/14.25		711.11


Under 21 Men Slalom Results

Homologation: Ranking List

	Name	Country	Categ.	Preliminaries	Finals	Overall
1	Kinnane David	*GBR 	-21 M	1.50/58/11.25	4.00/58/11.25	1012.66
2	Heath Calum	GBR 	-21 M	3.50/58/11.25	0.50/58/11.25	1000.00
3	Critchley Jack	GBR 	-21 M	3.50/58/12.00	2.50/58/12.00	848.10
4	Outram Luke	GBR 	-21 M	3.00/58/12.00	2.50/58/12.00	835.44
5	Murphy Darren	*GBR 	-21 M	3.00/58/12.00 <small>(Tiebreak: 2.00/58/11.25)</small>	2.00/58/12.00	835.44
6	Wharton Christopher	GBR 	-21 M	3.00/58/12.00 <small>(Tiebreak: 1.50/58/11.25)</small>		835.44
7	Poole Thomas	GBR 	-21 M	2.50/58/12.00		822.78
8	Foley-Brickley David	*GBR 	-21 M	5.00/58/13.00		734.18
9	Thompson Ben	*GBR 	-21 M	4.50/58/13.00		721.52
10	Hazelwood Ben	GBR 	-21 M	1.50/58/13.00		645.57


Under 10 Girls Tricks Results

Homologation: Ranking List

	Name	Country	Categ.	Preliminaries	Finals	Overall
1	Roberts Lucy	GBR 	-10 F	400	160	1000.00


Under 10 Boys Tricks Results

Homologation: Ranking List

	Name	Country	Categ.	Preliminaries	Finals	Overall
1	Parkin Tom	GBR 	-10 M	200	290	1000.00


Under 12 Girls Tricks Results

Homologation: Ranking List

	Name	Country	Categ.	Preliminaries	Finals	Overall
1	Scutt Emma	GBR 	-12 F	80	200	1000.00



Under 12 Boys Tricks Results

Homologation: Ranking List

	Name	Country	Categ.	Preliminaries	Finals	Overall
1	Rowland Matthew	GBR 	-12 M	500	1330	1000.00





Under 14 Girls Tricks Results

Homologation: Ranking List

	Name	Country	Categ.	Preliminaries	Finals	Overall
1	Nutt Katie	GBR 	-14 F	2870	2790	1000.00
2	Hutchison Georgina	GBR 	-14 F	700	860	299.65



Under 14 Boys Tricks Results

Homologation: Ranking List

	Name	Country	Categ.	Preliminaries	Finals	Overall
1	Turp Benjamin	GBR 	-14 M	2130	1970	1000.00
2	Robinson Marcus	GBR 	-14 M	810	1320	619.72
3	Scutt Oli	GBR 	-14 M	820	1160	544.60
4	Byer Sam	GBR 	-14 M	1070	770	502.35







Under 17 Girls Tricks Results

Homologation: Ranking List

	Name	Country	Categ.	Preliminaries	Finals	Overall
1	Outram Sanchia	GBR 	-17 F	4100	4290	1000.00
2	Moore Charlotte	GBR 	-17 F	1300	3110	724.94






Under 17 Boys Tricks Results

Homologation: Ranking List

	Name	Country	Categ.	Preliminaries	Finals	Overall
1	Poland Joel	GBR 	-17 M	6650	7060	1000.00
2	Spavin Harry	GBR 	-17 M	3610	5780	818.70
3	Hazelwood Robert	GBR 	-17 M	6470	5100	916.43
4	Burke Thomas	GBR 	-17 M	3100	2950	439.09
5	Davies Aaron	GBR 	-17 M	2570	2240	364.02
6	Young Harry	GBR 	-17 M	1030		145.89



Under 21 Ladies Tricks Results






Homologation: Ranking List

	Name	Country	Categ.	Preliminaries	Finals	Overall
1	Wharton Charlotte	GBR 	-21 F	4420	3730	1000.00
2	Jones Sophie	GBR 	-21 F	3260	3260	737.56
3	Jones Natalie	*GBR 	-21 F	2470	2770	626.70
4	Jones Julia	GBR 	-21 F	3190	2390	721.72
5	Colverd Jodie	*GBR 	-21 F	1580	1710	386.88

Under 21 Men Tricks Results



Homologation: Ranking List

	Name	Country	Categ.	Preliminaries	Finals	Overall
1	Outram Luke	GBR 	-21 M	6830	7830	1000.00
2	Wharton Christopher	GBR 	-21 M	4960	5520	704.98

	Name	Country	Categ.	Preliminaries	Finals	Overall
3	Heath Calum	GBR 	-21 M	4840	5520	704.98
4	Hazelwood Ben	GBR 	-21 M	2530	3650	466.16
5	Poole Thomas	GBR 	-21 M	4640	2880	592.59
6	Foley-Brickley David	*GBR 	-21 M	2250		287.36
7	Critchley Jack	GBR 	-21 M	1400		178.80





Under 14 Girls Jump Results

Homologation: Ranking List

	Name	Country	Categ.	Preliminaries	Finals	Overall
1	Nutt Katie	GBR 	-14 F	12.4m	13.2m	1000.00
2	Hutchison Georgina	GBR 	-14 F	10.9m	11.0m	645.16



Under 14 Boys Jump Results

Homologation: Ranking List

	Name	Country	Categ.	Preliminaries	Finals	Overall
1	Turp Benjamin	GBR 	-14 M	22.7m	23.5m	1000.00
2	Scutt Oli	GBR 	-14 M	19.4m	20.1m	748.15
3	Robinson Marcus	GBR 	-14 M	13.6m	12.9m	266.67
4	Byer Sam	GBR 	-14 M	10.9m	11.4m	103.70




Under 17 Girls Jump Results

Homologation: Ranking List

	Name	Country	Categ.	Preliminaries	Finals	Overall
1	Moore Charlotte	GBR 	-17 F	32.9m	34.9m	1000.00
2	Outram Sanchia	GBR 	-17 F	26.9m	27.8m	745.52







Under 21 Ladies Jump Results

Homologation: Ranking List

	Name	Country	Categ.	Preliminaries	Finals	Overall
1	Wharton Charlotte	GBR 	-21 F	43.5m	45.1m	1000.00
2	Jones Julia	GBR 	-21 F	27.1m	30.0m	603.67
3	Jones Sophie	GBR 	-21 F	26.9m	26.7m	522.31





Under 17 Boys Jump Results




Homologation: Ranking List

	Name	Country	Categ.	Preliminaries	Finals	Overall
1	Spavin Harry	GBR 	-17 M	45.7m	48.4m	1000.00
2	Hazelwood Robert	GBR 	-17 M	46.2m	47.3m	971.35
3	Burke Thomas	GBR 	-17 M	40.5m	42.6m	848.96
4	Poland Joel	GBR 	-17 M	46.6m	42.3m	953.12
5	Davies Aaron	GBR 	-17 M	37.9m	37.5m	726.56
6	Young Harry	GBR 	-17 M	33.3m		606.77


Under 21 Men Jump Results

Homologation: Ranking List


	Name	Country	Categ.	Preliminaries	Finals	Overall
1	Wharton Christopher	GBR 	-21 M	58.1m	60.2m	1000.00
2	Critchley Jack	GBR 	-21 M	60.1m	59.1m	998.01
3	Outram Luke	GBR 	-21 M	51.7m	53.5m	866.53
4	Hazelwood Ben	GBR 	-21 M	51.0m	53.1m	858.57

	Name	Country	Categ.	Preliminaries	Finals	Overall
5	Poole Thomas	GBR 	-21 M	46.0m	46.2m	721.12
6	Heath Calum	GBR 	-21 M	44.7m		691.24
7	Critchley Tom	*GBR 	-21 M	44.2m		681.27


Under 10 Girls Overall Results

	Name	Country	Categ.	Slalom	Tricks	Jump	Overall
1	Roberts Lucy	GBR 	-10 F	1000.00	1000.00		2000.00


Under 10 Boys Overall Results

	Name	Country	Categ.	Slalom	Tricks	Jump	Overall
1	Parkin Tom	GBR 	-10 M	1000.00	1000.00		2000.00



Under 12 Girls Overall Results

	Name	Country	Categ.	Slalom	Tricks	Jump	Overall
1	Scutt Emma	GBR 	-12 F	1000.00	1000.00		2000.00





Under 12 Boys Overall Results

	Name	Country	Categ.	Slalom	Tricks	Jump	Overall
1	Rowland Matthew	GBR 	-12 M	1000.00	1000.00		2000.00



Under 14 Girls Overall Results

	Name	Country	Categ.	Slalom	Tricks	Jump	Overall
1	Nutt Katie	GBR 	-14 F	1000.00	1000.00	1000.00	3000.00
2	Hutchison Georgina	GBR 	-14 F	801.89	299.65	645.16	1746.70

Under 14 Boys Overall Results







	Name	Country	Categ.	Slalom	Tricks	Jump	Overall
1	Turp Benjamin	GBR 	-14 M	1000.00	1000.00	1000.00	3000.00
2	Scutt Oli	GBR 	-14 M	640.00	544.60	748.15	1932.75
3	Robinson Marcus	GBR 	-14 M	360.00	619.72	266.67	1246.39
4	Byer Sam	GBR 	-14 M	510.00	502.35	103.70	1116.05

Under 17 Girls Overall Results




	Name	Country	Categ.	Slalom	Tricks	Jump	Overall
1	Outram Sanchia	GBR 	-17 F	1000.00	1000.00	745.52	2745.52
2	Moore Charlotte	GBR 	-17 F	990.29	724.94	1000.00	2715.23

Under 17 Boys Overall Results







	Name	Country	Categ.	Slalom	Tricks	Jump	Overall
--	------	---------	--------	--------	--------	------	---------

	Name	Country	Categ.	Slalom	Tricks	Jump	Overall
1	Poland Joel	GBR 	-17 M	921.57	1000.00	953.12	2874.69
2	Spavin Harry	GBR 	-17 M	1000.00	818.70	1000.00	2818.70
3	Hazelwood Robert	GBR 	-17 M	882.35	916.43	971.35	2770.13
4	Young Harry	GBR 	-17 M	745.10	145.89	606.77	1497.76
5	Burke Thomas	GBR 	-17 M	9.80	439.09	848.96	1297.85
6	Davies Aaron	GBR 	-17 M	39.22	364.02	726.56	1129.80

Under 21 Ladies Overall Results

	Name	Country	Categ.	Slalom	Tricks	Jump	Overall
1	Wharton Charlotte	GBR 	-21 F	1000.00	1000.00	1000.00	3000.00
2	Jones Julia	GBR 	-21 F	822.22	721.72	603.67	2147.61
3	Jones Sophie	GBR 	-21 F	711.11	737.56	522.31	1970.98

Under 21 Men Overall Results

	Name	Country	Categ.	Slalom	Tricks	Jump	Overall
1	Outram Luke	GBR 	-21 M	835.44	1000.00	866.53	2701.97
2	Wharton Christopher	GBR 	-21 M	835.44	704.98	1000.00	2540.42
3	Heath Calum	GBR 	-21 M	1000.00	704.98	691.24	2396.22
4	Poole Thomas	GBR 	-21 M	822.78	592.59	721.12	2136.49
5	Critchley Jack	GBR 	-21 M	848.10	178.80	998.01	2024.91
6	Hazelwood Ben	GBR 	-21 M	645.57	466.16	858.57	1970.30

Chief Judge
Howard JillHomologator
Davies PeterScorer
Heath Gill