












Under 12 Girls Slalom Results

	Name	Country	Categ.	Round 1	Round 2	Round 3
1	Wolfsberg Ladina	SUI 	-12 F	0,50/34	2,00/37	











Under 12 Boys Slalom Results

	Name	Country	Categ.	Round 1	Round 2	Round 3
1	Malinovskiy Georgiy	RUS 	-12 M	2,00/52/13.00	1,50/52/13.00	
2	Wild Tim	GER 	-12 M	4,00/52/14.25		
3	Wolfsberg Alois	SUI 	-12 M	1,00/52/14.25	2,00/52/14.25	
4	Wolfsberg Tullio	SUI 	-12 M	4,00/40	3,00/49	
5	Maier Noah	AUT 	-12 M	2,00/40	2,00/40	









Under 14 Girls Slalom Results

	Name	Country	Categ.	Round 1	Round 2	Round 3
1	Steiner Lili	AUT 	-14 F	2,00/52/13.00	1,00/52/12.00	
2	Krug Josefa	AUT 	-14 F	3,00/52/13.00	3,00/52/13.00	
3	Juvan Lilly	AUT 	-14 F	3,00/52/14.25	2,50/52/14.25	
4	Madritsch Hannah	AUT 	-14 F	2,50/52/14.25	1,50/52/14.25	
5	Wimmer Alexandra	AUT 	-14 F	3,00/52/16.00	4,00/52/16.00	








Under 14 Boys Slalom Results

	Name	Country	Categ.	Round 1	Round 2	Round 3
1	Kuhn Dominic	AUT 	-14 M	3,00/55/12.00	2,50/55/13.00	
2	Filaretov Damir	UKR 	-14 M	3,50/55/13.00	3,00/55/13.00	
3	Wolfsberg Janni	SUI 	-14 M	4,00/55/14.25	1,00/55/13.00	
4	Hinteregger Samuel	AUT 	-14 M	3,50/55/14.25	1,00/55/13.00	
5	Schmidberger David	AUT 	-14 M	3,00/55/14.25	1,00/55/13.00	
6	Hrushko Alexandr	UKR 	-14 M	1,50/43	0,50/55/13.00	
7	Erber Maximilian	AUT 	-14 M	3,50/55/16.00	4,00/55/14.25	
8	Chorny Ivan	UKR 	-14 M	5,00/55/18.25	2,50/55/16.00	
9	Postelnikov Yaroslav	UKR 	-14 M	2,50/55/18.25	2,00/55/16.00	
10	Ahammer Vincent	AUT 	-14 M	3,50/55/18.25	0,00/55/16.00	



Under 17 Girls Slalom Results

	Name	Country	Categ.	Round 1	Round 2	Round 3
1	Maksimenkova Sofia	UKR 	-17 F	1,50/55/12.00	2,00/55/12.00	
2	Schmidberger Theresa	AUT 	-17 F	3,00/55/13.00	2,00/55/13.00	
3	Wolfsberg Kirsi	SUI 	-17 F	3,00/55/14.25	4,50/55/14.25	
4	Ahammer Elena	AUT 	-17 F	4,00/55/14.25	0,50/55/14.25	
5	Oravcova Zuzana	SVK 	-17 F	1,50/55/14.25	2,00/55/14.25	
6	Crupi Emilia	AUT 	-17 F	1,00/55/14.25		
7	Hanusova Adela	CZE 	-17 F	2,50/55/16.00	3,00/55/16.00	
8	Starkova Isabela	CZE 	-17 F	1,50/46	1,50/55/16.00	



Under 17 Boys Slalom Results

	Name	Country	Categ.	Round 1	Round 2	Round 3
1	Samoilov Alexander	UKR 	-17 M	4,00/58/12.00	4,00/58/12.00	
2	Engelhardt Moritz	AUT 	-17 M	2,50/58/12.00	2,50/58/12.00	
3	Maier Samuel	AUT 	-17 M	3,50/58/13.00	1,50/58/13.00	
4	Antoni Christian	GER 	-17 M	5,00/46	2,50/58/13.00	
5	Kalina Ondrej	CZE 	-17 M	2,50/58/18.25	0,50/58/13.00	
6	Leu Lennart	AUT 	-17 M	4,50/58/14.25		
7	Beran Tadeas	CZE 	-17 M	2,00/55/18.25	2,00/58/18.25	


Under 21 Ladies Slalom Results

	Name	Country	Categ.	Round 1	Round 2	Round 3
1	Kuhn Nicola	AUT 	-21 F	0,50/55/12.00	2,50/55/12.00	
2	Vrabцова Katerina	CZE 	-21 F	3,00/55/13.00	4,50/55/14.25	



Under 21 Men Slalom Results

	Name	Country	Categ.	Round 1	Round 2	Round 3
1	Schmidberger Jonas	AUT 	-21 M	5,00/49	3,50/58/12.00	
2	Marek Petr	CZE 	-21 M	5,00/58/14.25	1,00/58/13.00	



Over 35 Ladies Slalom Results

	Name	Country	Categ.	Round 1	Round 2	Round 3
1	Vesela Jitka	CZE 	35+ F	4,00/55/18.25	0,50/55/18.25	





Over 35 Men Slalom Results

	Name	Country	Categ.	Round 1	Round 2	Round 3
1	Wienerroither Michael	AUT 	35+ M	1,50/55/12.00	5,00/55/12.00	
2	Schober Martin	AUT 	35+ M	3,00/52	4,50/55/18.25	





Over 45 Ladies Slalom Results

	Name	Country	Categ.	Round 1	Round 2	Round 3
1	Gubarenko Olga	RUS 	45+ F	4,00/55/13.00	3,00/55/12.00	
2	Maier Olivia	AUT 	45+ F	3,50/55/16.00	4,00/55/18.25	



Over 45 Men Slalom Results

	Name	Country	Categ.	Round 1	Round 2	Round 3
1	Schulze Frank	AUT 	45+ M	1,50/55/11.25	2,00/55/10.75	
2	Bauerregger Norbert	AUT 	45+ M	2,50/55/12.00	5,50/55/12.00	
3	Lang Michael	GER 	45+ M	3,50/55/12.00	4,50/55/12.00	
4	Scherer Philipp	GER 	45+ M	1,00/55/13.00	2,00/55/12.00	



Over 55 Men Slalom Results

	Name	Country	Categ.	Round 1	Round 2	Round 3
1	Gruber Klaus	AUT 	55+ M	2,00/55/11.25	1,50/55/11.25	
2	Engel Rupert	AUT 	55+ M	0,50/55/14.25	3,00/55/13.00	
3	Köttl Hermann	AUT 	55+ M	5,00/55/14.25	1,00/55/14.25	
4	Erber Gerhard	AUT 	55+ M	3,00/46	1,50/55/14.25	












Over 65 Men Slalom Results

	Name	Country	Categ.	Round 1	Round 2	Round 3
1	Begovich Heinz	AUT 	65+ M	1,00/52/12.00	2,00/52/12.00	
2	Jirak Bernd	AUT 	65+ M	3,00/52/14.25	2,50/52/14.25	


Open Ladies Slalom Results

	Name	Country	Categ.	Round 1	Round 2	Round 3
1	Rader Laura	AUT 	Ope F	4,50/55/13.00	2,50/55/13.00	
2	Starkova Rebeka	CZE 	Ope F	4,50/55/18.25	3,00/55/13.00	




Open Men Slalom Results

	Name	Country	Categ.	Round 1	Round 2	Round 3
1	Mlynek Marek	SVK 	Ope M	2,50/58/10.75	0,50/58/10.75	
2	Bauer Martin	AUT 	Ope M	2,00/58/10.75	2,00/58/10.75	
3	Pugstaller Robert	AUT 	Ope M	2,00/58/11.25	5,00/58/11.25	
4	Köstenberger Claudio	AUT 	Ope M	5,00/58/12.00	4,00/58/11.25	
5	Swoboda Matthias	AUT 	Ope M	2,50/58/12.00	4,00/58/11.25	
6	Vesely Petr	CZE 	Ope M	2,00/58/11.25	3,00/58/11.25	
7	Gerhofer Peter	AUT 	Ope M	5,00/58/12.00	2,00/58/11.25	
8	Hruby Libor	CZE 	Ope M	3,00/58/12.00	3,50/58/12.00	
9	Dobringer Daniel	AUT 	Ope M	1,00/58/12.00	3,50/58/13.00	
10	Köttl Matthias	AUT 	Ope M	0,50/58/12.00	4,00/58/13.00	
11	Ryanzin Vladimir	RUS 	Ope M	3,00/58/13.00		






Under 12 Girls Tricks Results

	Name	Country	Categ.	Round 1	Round 2	Round 3
1	Wolfisberg Ladina	SUI 	-12 F	80	910	










Under 12 Boys Tricks Results

	Name	Country	Categ.	Round 1	Round 2	Round 3
1	Malinovskiy Georgiy	RUS 	-12 M	2690	2260	
2	Wild Tim	GER 	-12 M	1890	2010	
3	Maier Noah	AUT 	-12 M	80	80	







Under 14 Girls Tricks Results

	Name	Country	Categ.	Round 1	Round 2	Round 3
1	Steiner Lili	AUT 	-14 F	2150	1930	
2	Krug Josefa	AUT 	-14 F	1260	1900	
3	Madritsch Hannah	AUT 	-14 F	1870	1680	
4	Wimmer Alexandra	AUT 	-14 F	1440	1520	
5	Juvan Lilly	AUT 	-14 F	1000	700	




Under 14 Boys Tricks Results

	Name	Country	Categ.	Round 1	Round 2	Round 3
1	Filaretov Damir	UKR 	-14 M	6340	6780	
2	Postelnikov Yaroslav	UKR 	-14 M	5780	6130	
3	Hrushko Alexandr	UKR 	-14 M	5280	5590	
4	Chorny Ivan	UKR 	-14 M	4300	4500	
5	Kuhn Dominic	AUT 	-14 M	3130	2850	
6	Hinteregger Samuel	AUT 	-14 M	1750	2370	
7	Ahammer Vincent	AUT 	-14 M	2190	1850	
8	Schmidberger David	AUT 	-14 M	2040	1880	
9	Wolfsberg Janni	SUI 	-14 M	960	660	



Under 17 Girls Tricks Results

	Name	Country	Categ.	Round 1	Round 2	Round 3
1	Maksimenkova Sofia	UKR 	-17 F	5020	4730	
2	Starkova Isabela	CZE 	-17 F	3580	3190	
3	Wolfsberg Kirsi	SUI 	-17 F	3500	3130	
4	Schmidberger Theresa	AUT 	-17 F	3170	2720	
5	Oravcova Zuzana	SVK 	-17 F	2530	3060	
6	Ahammer Elena	AUT 	-17 F	2530	2750	


Under 17 Boys Tricks Results

	Name	Country	Categ.	Round 1	Round 2	Round 3
1	Samoilov Alexander	UKR 	-17 M	6830	9260	
2	Maier Samuel	AUT 	-17 M		2140	
3	Antoni Christian	GER 	-17 M	1960	1930	


Under 21 Ladies Tricks Results

	Name	Country	Categ.	Round 1	Round 2	Round 3
1	Kuhn Nicola	AUT 	-21 F	2250	4280	
2	Vrabcova Katerina	CZE 	-21 F	3270	3380	



Over 35 Men Tricks Results

	Name	Country	Categ.	Round 1	Round 2	Round 3
1	Schober Martin	AUT 	35+ M	530		



Over 45 Ladies Tricks Results

	Name	Country	Categ.	Round 1	Round 2	Round 3
1	Maier Olivia	AUT 	45+ F	460	580	



Over 45 Men Tricks Results

	Name	Country	Categ.	Round 1	Round 2	Round 3
1	Schulze Frank	AUT 	45+ M	930	1050	
2	Scherer Philipp	GER 	45+ M	790	880	


Open Ladies Tricks Results

	Name	Country	Categ.	Round 1	Round 2	Round 3
1	Svecova Katerina	CZE 	Ope F	2950	5830	
2	Starkova Rebeka	CZE 	Ope F	3340	2970	




Open Men Tricks Results

	Name	Country	Categ.	Round 1	Round 2	Round 3
1	Mlynek Marek	SVK 	Ope M	6780	5830	
2	Urban Sebastian	AUT 	Ope M	5010	3610	










Under 12 Boys Jump Results

	Name	Country	Categ.	Round 1	Round 2	Round 3
1	Wolfsberg Alois	SUI 	-12 M	0,00m		







Under 14 Girls Jump Results

	Name	Country	Categ.	Round 1	Round 2	Round 3
1	Juvan Lilly	AUT 	-14 F	24,0m	23,1m	
2	Steiner Lili	AUT 	-14 F	21,6m	23,3m	
3	Krug Josefa	AUT 	-14 F	22,1m	21,5m	





Under 14 Boys Jump Results

	Name	Country	Categ.	Round 1	Round 2	Round 3
1	Filaretov Damir	UKR 	-14 M	38,4m	39,8m	
2	Hinteregger Samuel	AUT 	-14 M	34,5m	35,3m	
3	Kuhn Dominic	AUT 	-14 M	31,6m	33,1m	
4	Schmidberger David	AUT 	-14 M	27,0m	28,0m	
5	Hrushko Alexandr	UKR 	-14 M	27,2m	27,1m	
6	Chorny Ivan	UKR 	-14 M	26,5m	26,6m	
7	Postelnikov Yaroslav	UKR 	-14 M	25,9m	26,2m	
8	Ahammer Vincent	AUT 	-14 M	22,9m	23,8m	
9	Wolfsberg Janni	SUI 	-14 M	18,9m		


Under 17 Girls Jump Results

	Name	Country	Categ.	Round 1	Round 2	Round 3
1	Maksimenkova Sofia	UKR 	-17 F	44,3m	43,1m	
2	Schmidberger Theresa	AUT 	-17 F	36,6m	38,1m	
3	Ahammer Elena	AUT 	-17 F	35,1m	36,7m	
4	Oravcova Zuzana	SVK 	-17 F	32,2m	32,8m	
5	Wolfsberg Kirsi	SUI 	-17 F	25,8m	25,9m	
6	Starkova Isabela	CZE 	-17 F	22,6m	22,3m	



Under 17 Boys Jump Results

	Name	Country	Categ.	Round 1	Round 2	Round 3
1	Samoilov Alexander	UKR 	-17 M	0,00m	53,4m	
2	Kalina Ondrej	CZE 	-17 M	44,9m	48,5m	
3	Maier Samuel	AUT 	-17 M	39,1m	38,4m	38,2m
4	Antoni Christian	GER 	-17 M	34,0m	34,2m	


Under 21 Ladies Jump Results

	Name	Country	Categ.	Round 1	Round 2	Round 3
1	Vrabцова Katerina	CZE 	-21 F	29,8m	30,7m	



Under 21 Men Jump Results

	Name	Country	Categ.	Round 1	Round 2	Round 3
1	Schmidberger Jonas	AUT 	-21 M	46,0m	45,2m	
2	Marek Petr	CZE 	-21 M	46,0m	42,6m	



Over 45 Ladies Jump Results

	Name	Country	Categ.	Round 1	Round 2	Round 3
1	Maier Olivia	AUT 	45+ F	17,2m		







Over 45 Men Jump Results

	Name	Country	Categ.	Round 1	Round 2	Round 3
1	Schulze Frank	AUT 	45+ M	39,2m	40,9m	
2	Scherer Philipp	GER 	45+ M	25,2m	25,3m	

Open Ladies Jump Results

	Name	Country	Categ.	Round 1	Round 2	Round 3
1	Svecova Katerina	CZE 	Ope F	39,9m		
2	Starkova Rebeka	CZE 	Ope F	34,1m	36,6m	










Open Men Jump Results

	Name	Country	Categ.	Round 1	Round 2	Round 3
1	Köstenberger Claudio	AUT 	Ope M	66,9m	59,3m	59,1m
2	Ryanzin Vladimir	RUS 	Ope M	0,00m		61,3m
3	Dobringer Daniel	AUT 	Ope M	57,7m	59,8m	59,6m
4	Mlynek Marek	SVK 	Ope M	56,9m	57,7m	
5	Hruby Libor	CZE 	Ope M	50,8m	51,4m	
6	Köttl Matthias	AUT 	Ope M	0,00m		







Under 14 Girls Overall Results

	Name	Country	Categ.	Slalom	Tricks	Jump	
1	Steiner Lili	AUT 	-14 F	1000,00	1000,00	958,82	2958,82
2	Krug Josefa	AUT 	-14 F	891,89	883,72	888,24	2663,85
3	Juvan Lilly	AUT 	-14 F	729,73	465,12	1000,00	2194,85




Under 14 Boys Overall Results

	Name	Country	Categ.	Slalom	Tricks	Jump	
1	Filaretov Damir	UKR 	-14 M	858,97	1000,00	1000,00	2858,97
2	Kuhn Dominic	AUT 	-14 M	1000,00	461,65	775,17	2236,82
3	Hrushko Alexandr	UKR 	-14 M	782,05	824,48	577,18	2183,71
4	Hinteregger Samuel	AUT 	-14 M	794,87	349,56	848,99	1993,42
5	Postelnikov Yaroslav	UKR 	-14 M	512,82	904,13	543,62	1960,57
6	Chorny Ivan	UKR 	-14 M	525,64	663,72	557,05	1746,41
7	Schmidberger David	AUT 	-14 M	794,87	300,88	604,03	1699,78
8	Ahammer Vincent	AUT 	-14 M	461,54	323,01	463,09	1247,64
9	Wolfisberg Janni	SUI 	-14 M	794,87	141,59	298,66	1235,12


Under 17 Girls Overall Results

	Name	Country	Categ.	Slalom	Tricks	Jump	
1	Maksimenkova Sofia	UKR 	-17 F	1000,00	1000,00	1000,00	3000,00
2	Schmidberger Theresa	AUT 	-17 F	868,42	631,47	801,92	2301,81
3	Ahammer Elena	AUT 	-17 F	736,84	547,81	757,19	2041,84
4	Oravcova Zuzana	SVK 	-17 F	684,21	609,56	632,59	1926,36
5	Wolfisberg Kirsi	SUI 	-17 F	750,00	697,21	412,14	1859,35
6	Starkova Isabela	CZE 	-17 F	513,16	713,15	306,71	1533,02


Under 17 Boys Overall Results

	Name	Country	Categ.	Slalom	Tricks	Jump	
1	Samoilov Alexander	UKR 	-17 M	1000,00	1000,00	1000,00	3000,00
2	Maier Samuel	AUT 	-17 M	837,50	231,10	571,86	1640,46
3	Antoni Christian	GER 	-17 M	812,50	211,66	425,15	1449,31



Under 21 Ladies Overall Results

	Name	Country	Categ.	Slalom	Tricks	Jump	
1	Vrabcova Katerina	CZE 	-21 F	1000,00	1000,00	1000,00	3000,00


Over 45 Ladies Overall Results

	Name	Country	Categ.	Slalom	Tricks	Jump	
1	Maier Olivia	AUT 	45+ F	1000,00	1000,00	1000,00	3000,00


Over 45 Men Overall Results

	Name	Country	Categ.	Slalom	Tricks	Jump	
1	Schulze Frank	AUT 	45+ M	1000,00	1000,00	1000,00	3000,00
2	Scherer Philipp	GER 	45+ M	727,27	838,10	495,15	2060,52

Open Ladies Overall Results

	Name	Country	Categ.	Slalom	Tricks	Jump	
1	Starkova Rebeka	CZE 	Ope F	1000,00	1000,00	1000,00	3000,00

Open Men Overall Results

	Name	Country	Categ.	Slalom	Tricks	Jump	
1	Mlynek Marek	SVK 	Ope M	1000,00	1000,00	1000,00	3000,00